



6-Time National Champions
1976 • 1977 • 1980 • 1981 • 2002 • 2003

UNIVERSITY OF SOUTHERN CALIFORNIA SPORTS INFORMATION

DEPARTMENT OF INTERCOLLEGIATE ATHLETICS • HER 103
LOS ANGELES, CALIFORNIA 90089-0601 • TELEPHONE: (213) 740-3807 FAX: (213) 740-7584
WOMEN'S VOLLEYBALL SPORTS INFORMATION DIRECTOR: JASON POMMIER • EMAIL: pommier@usc.edu

2007 Schedule/Results

Overall: 27-4 Pac-10: 14-4 (Third)

Aug. 24	% Michigan State	W 3-0 (30-24, 30-23, 30-25)
Aug. 25	% St. John's	W 3-1 (30-28, 30-25, 22-30, 30-22)
	% Loyola Marymount	W 3-0 (30-21, 32-30, 30-18)
Aug. 30	^ Cal State Northridge	W 3-0 (30-18, 30-22, 31-29)
Aug. 31	^ No. 14 Duke	W 3-2 (26-30, 30-26, 30-20, 24-30, 19-17)
Sept. 1	^ Mercer	W 3-0 (30-19, 30-14, 30-26)
Sept. 5	Pepperdine	W 3-0 (30-22, 30-23, 30-28)
Sept. 7	at Utah	W 3-1 (30-14, 30-28, 22-30, 30-19)
Sept. 14	at No. 20 Ohio State	W 3-2 (27-30, 30-20, 28-30, 30-26, 16-14)
Sept. 15	vs. Purdue (in Columbus, OH)	W 3-0 (30-17, 30-19, 30-18)
Sept. 20	*Arizona State	W 3-0 (30-14, 30-21, 30-25)
Sept. 21	*Arizona	W 3-2 (24-30, 30-27, 30-32, 30-22, 15-10)
Sept. 27	*at No. 2 Stanford (FSN)	L 0-3 (21-30, 27-30, 21-30)
Sept. 28	*at No. 10 California (Comcast SportsNet)	W 3-1 (17-30, 30-25, 30-19, 30-27)
Oct. 2	UC Irvine	W 3-2 (27-30, 28-30, 30-26, 30-26, 15-5)
Oct. 5	*at No. 5 UCLA	L 1-3 (26-30, 30-25, 25-30, 22-30)
Oct. 11	*Oregon State	W 3-0 (30-18, 30-23, 30-22)
Oct. 12	*No. 19 Oregon	W 3-0 (30-25, 30-20, 30-26)
Oct. 18	*at Washington State	W 3-1 (30-25, 20-30, 30-24, 30-18)
Oct. 19	*at No. 5 Washington	L 0-3 (26-30, 28-30, 19-30)
Oct. 26	*No. 9 California	W 3-2 (30-21, 37-39, 30-26, 33-35, 15-10)
Oct. 27	*No. 3 Stanford	W 3-1 (20-30, 30-25, 30-24, 30-28)
Nov. 2	*No. 9 UCLA (FSN)	W 3-1 (24-30, 30-27, 30-26, 30-24)
Nov. 8	*at Oregon	L 1-3 (21-30, 26-30, 30-28, 28-30)
Nov. 9	*at Oregon State	W 3-0 (30-27, 30-18, 30-19)
Nov. 16	*No. 5 Washington (FSN)	W 3-2 (25-30, 29-31, 32-30, 30-27, 18-16)
Nov. 17	*Washington State	W 3-0 (30-19, 30-19, 30-22)
Nov. 23	*at Arizona	W 3-0 (30-25, 30-24, 30-18)
Nov. 24	*at Arizona State	W 3-0 (30-26, 30-23, 30-18)

2007 NCAA Women's Volleyball Tournament

Nov. 30	vs. Pepperdine (1st Round)	W 3-0 (30-22, 30-23, 31-29)
Dec. 1	vs. No. 25 Long Beach State (2nd Round)	W 3-2 (28-30, 30-24, 30-25, 21-30, 15-11)
Dec. 7	vs. St. John's (Regional Semifinal)	4:30 p.m. (Gainesville, Fla.)
Dec. 8	USC/St. John's vs. Florida/Texas	4 p.m.
Dec. 13	Semifinals Sacramento, CA (Arco Arena)	TBA
Dec. 15	Finals Sacramento, CA (Arco Arena)	TBA

* Pacific-10 Conference match Times local to match site

BOLD - home matches.

Rankings according to AVCA/CSTV poll at time of match

% Trojan Invitational - Galen Center ^ USC Classic - Galen Center

For Release: Dec. 3, 2007

USC Heads to Gainesville Regional to Face St. John's; Winner Plays Florida/Texas for NCAA Final Four Bid



UPCOMING MATCHES

**2007 NCAA Women's Volleyball Tournament
Gainesville Regional - Gainesville, Florida**

Friday, Dec. 7 (NCAA Regional Semifinal)

No. 5 seed USC (27-4) vs. No. 12 seed St. John's (33-3) - 4:30 p.m.
No. 4 seed Texas (26-3) vs. No. 13 seed Florida (29-2) - 7 p.m.

Saturday, Dec. 8 (NCAA Regional Final)

USC/St. John's winner vs. Texas/Florida winner - 4 p.m.
(broadcast live on ESPNU)

All times local to game site

All three matches will be broadcast free of charge on usctrojans.com

USC Probable Starters

No.	Name	Yr.	Pos.	Ht.	kpg	pct.	dpg	bpg	ppg
9	Taylor Carico	So.	S	5-11	1.10	.349	2.06	12.64	apg
12	Diane Copenhagen	Sr.	OH	6-2	2.52	.248	2.90	0.27	2.77
5	Jessica Gysin	Jr.	OH	6-1	3.00	.220	2.20	0.49	3.40
32	Zoe Garrett	Fr.	MB	6-3	1.82	.253	0.77	1.02	2.62
10	Bethany Johansen	Sr.	MB/OPP	6-4	1.38	.365	0.39	1.07	2.01
7	Asia Kaczor	Sr.	OPP/OH	6-4	5.10	.302	2.24	0.68	5.83
3	Alli Hillgren	So.	L	5-8	---	---	4.24	---	---

The Facts

The USC women's volleyball team (27-4) -- winners of six national championships -- will continue play in the 2007 NCAA Women's Volleyball Tournament this weekend at the Gainesville (Fla.) Regional. The No. 5 seed Trojans will face the No. 12 seed St. John's (33-3) in the first regional semifinal at 4:30 p.m. Eastern on Friday (Dec. 7) with No. 4 seed Texas (26-3) playing host and No. 13 seed Florida (29-2) at 7 p.m. The winner of both matches will play in the regional final on Saturday (Dec. 8) at 4 p.m. Eastern for the right to advance to the NCAA Final Four in Sacramento.

Television Coverage

Saturday's regional final match will be broadcast live on ESPNU at 1 p.m. Pacific.

USC in the Postseason

USC is making its 17th consecutive appearance and 25th overall in the NCAA Tournament. The Trojans hold a 55-20 overall record (.733) in NCAA play since 1981 with a 99-27 (.786) overall postseason record.

This is the first-ever meeting for USC in the postseason with St. John's. USC is 3-1 all-time in postseason play against Florida with the Trojans defeating the Gators, 3-1, in the 2003 national championship match for the last meeting between the two schools. USC is 1-0 all-time in the postseason against Texas with the only meeting taking place in 1976 in the AIAW Pool 1 with the Trojans winning, 2-0 (15-1, 15-6).

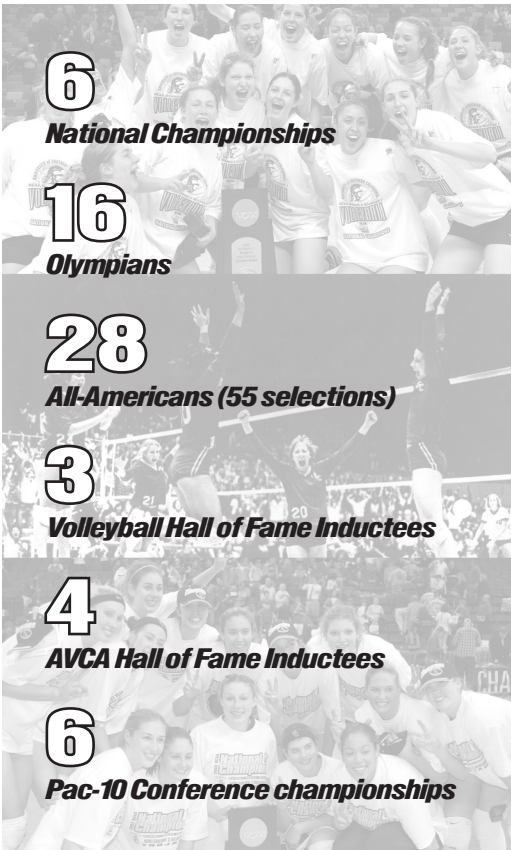
This is USC's third postseason appearance in the state of Florida and second in Gainesville. USC beat South Florida in a second-round match in 1996 (15-8, 15-5, 15-6) and lost to Florida at the 1998 East Regional (13-15, 15-12, 9-15, 9-15).

National Poll

CSTV/AVCA

		<u>Week-By-Week</u>	
1.	Penn State (37)	Preseason	No. 6
2.	Nebraska (17)	Aug. 27	No. 4
3.	Texas (5)	Sept. 3	No. 4
4.	Stanford (1)	Sept. 10	No. 4
5.	USC	Sept. 17	No. 4
6.	California	Sept. 24	No. 4
7.	Florida	Oct. 1	No. 4
8.	UCLA	Oct. 8	No. 6
9.	Oregon	Oct. 15	No. 4
10.	Washington	Oct. 22	No. 6
11.	Cal Poly	Oct. 29	No. 6
12.	Wisconsin	Nov. 5	No. 6
13.	St. John's	Nov. 12	No. 8
14.	Kansas State	Nov. 19	No. 5
15.	Hawai'i	Nov. 26	No. 5
16.	Middle Tennessee	Dec. 3	No. 5
17.	BYU		
18.	Iowa State		
19.	Michigan		
20.	New Mexico State		
21.	Clemson		
22.	Dayton		
23.	San Diego		
24.	Michigan State		
25.	Long Beach State		

**USC Volleyball
By The Numbers**



St. John's Notes

St. John's is 33-3 overall this season and advanced to the Gainesville Regional after recording a 3-0 win at home against Long Island last weekend (30-25, 30-25, 30-16) and 3-1 win over Delaware (23-30, 30-28, 31-29, 30-23). Head coach Joanne Persico-Smith is 292-163 in her 14th season at St. John's. The Red Storm are led by 6-2 senior middle/outside hitter Hui Ping Huang, who has 500 kills on the season (4.63 kpg) with 164 digs (1.52 dpg), 123 blocks (1.14 bpg) and 608.5 points (5.63 ppg). USC is 2-0 all-time against St. John's as the Trojans defeated the Red Storm earlier this season, 3-1 (30-28, 30-25, 22-30, 30-22), on Aug. 25 during the Trojan Invitational at the Galen Center.

Texas Notes

Texas is 26-3 overall this season and advanced to the Gainesville Regional after recording 3-0 sweeps last weekend at home against Texas State (30-21, 30-20, 30-13) and LSU (30-21, 30-22, 30-23). Head coach Jerritt Elliott is 155-57 in his seventh season at Texas. The Longhorns are led by sophomore outside hitter Destinee Hooker, who had 412 kills this season (4.58 kpg) with 184 digs (2.04 dpg), 93 blocks (1.03 bpg) and 499.5 (5.55 ppg) and freshman outside hitter Juliann Faucette, who has 418 kills (4.54 kpg), 235 digs (2.55 dpg) and 477 points (5.18 ppg). USC is 4-2 all-time against Texas with the last meeting taking place on Sept. 1, 2000, with the Trojans earning a 3-0 sweep (15-6, 17-15, 15-4).

2007 USC Numerical Roster

NO	NAME	POS	HT	YR	HOMETOWN-LAST SCHOOL
2	Geena Urango	L/OH	5-10	Fr.	Los Alamitos, Calif.-Los Alamitos HS-
3	Alli Hillgren	L/DS	5-8	So.	Rancho Santa Fe, Calif.-Francis Parker HS
5	Jessica Gysin	OH	6-1	RJr.	Los Gatos, Calif.-St. Francis HS
6	Katelyn Bishop	OH/MB	6-2	Sr.	Terre Haute, Ind.-Terre Haute South HS
7	Asia Kaczor	OPP/OH	6-4	Sr.	Wroclaw, Poland-College of Southern Idaho
8	Lauren Williams	MB	6-4	Fr.	Houston, Texas-Stratford HS
9	Taylor Carico	S	5-11	So.	Manhattan Beach, Calif.-Mira Costa HS
10	Bethany Johansen	OPP/MB	6-4	Sr.	Los Gatos, Calif.-UC Santa Barbara
11	Marta Siemiatkowska	MB	6-1	Sr.	Kalisz, Poland-College of Southern Idaho
12	Diane Copenhagen	OH	6-2	Sr.	Saratoga, Calif.-St. Francis HS
13	Shelby Avol	OH	5-11	Fr.	Manhattan Beach, Calif.-Mira Costa HS
14	Mychaela Miller	S	5-10	Fr.	Laguna Beach, Calif.-Laguna Beach HS
15	Alexa Altamura	DS	5-8	Fr.	Manhattan Beach, Calif.-Mira Costa HS
17	Lexi Aiassa	DS	5-9	Fr.	Los Gatos, Calif.-St. Francis HS
21	Kimmee Roleder	OH	6-2	Fr.	Pasadena, Calif.-Pasadena HS
24	Chelsea Wilson	DS/S	5-7	So.	Los Gatos, Calif.-Los Gatos HS
26	Kelli Tennant	MB/OPP	6-2	Jr.	Temecula, Calif.-Chaparral HS
32	Zoe Garrett	MB	6-3	Fr.	Laguna Beach, Calif.-Laguna Beach HS

Head Coach: Mick Haley (7th season), Ball State '65
 Assistant Coach: Todd Dagenais (3rd season), Central Michigan '95
 Assistant Coach: Cookie Stevens (3rd season), Florida International '81
 Volunteer Assistant Coach: John Xie (3rd season)
 Team Manager: Chad Grossman
 Director of Operations: Nikki Allen

Pronunciation Guide

Lexi Aiassa	eye-AY-suh	Jessica Gysin	GUY-sin
Alexa Altamura	ALL-tuh-muhr-uh	Bethany Johansen.....	joe-HAN-son
Shelby Avol.....	AY-vol	Asia Kaczor	AH-shuh KA-chor
Katelyn Bishop.....	KATE-lynn	Kimmee Roleder.....	ROLL-ee-der
Taylor Carico	CARE-uh-coe	Marta Siemiatkowska	
Todd Dagenais	DAZJ-uh-nay	MAR-tuh shay-mee-uh-t-KOW-ska	
.....		Geena Urango.....	you-RANG-oh
(as in dad)		John Xie.....	SHAY
Zoe Garrett	ZOH-ee		

Head Coach Mick Haley



- *Head Coach - U.S. Women's National Team (1997-2000)*
- *Four national championships (1981, 1988 - Texas, 2002, 2003 - USC)*
- *Two junior college women's national championships*
- *Four junior college men's national championships*
- *Three-Time National Coach of the Year*

Success is often measured by results and USC head coach Mick Haley has pushed the women's volleyball program to a level that proves that axiom to be true. During his tenure at USC, Haley has guided his teams to two national championships (2002 and 2003), three consecutive NCAA Final Four appearances (2002, 2003, 2004) and seven consecutive NCAA Tournament appearances.

Now in his seventh year at USC, Haley has posted an impressive overall record of 183-31 (.856) while going 105-21 (.833) in Pac-10 Conference play.

In 2003, Haley led the Women of Troy to a second-consecutive NCAA Championship - the program's sixth title overall and third NCAA title.

Haley guided the 2003 squad to a perfect 35-0 record (only the fourth team to ever accomplish the feat). For these accomplishments, he earned the most prestigious honor among collegiate coaches and something that had eluded him in previous years of his collegiate coaching career as he was honored AVCA Division I Coach of the Year.

On Dec. 13, 2006, Haley was inducted into the AVCA Hall of Fame during a ceremony in Omaha, Neb.

Haley put together an NCAA-record 52-match winning streak, dating from Nov. 8, 2002, to Sept. 11, 2004. During the impressive streak, the Women of Troy compiled a 156-14 single game record (91.8%).

As a two-time national championship head coach at Texas and four-year United States National Team coach, Haley took the helm of the Trojan program at the start of the 2001 season. He brought a tradition of excellence as one of the elite coaches in the game with him to a University with a rich tradition of its own.

In his career as a collegiate head coach over 30 years, Haley boasts a 958-219-1 (.814) career women's record and a 707-168 (.808) mark in 23 years at the Division I level. He ranks seventh among the NCAA's winningest active coaches according to win percentage (.808) and eighth among all active coaches by victories (707). Most impressive is Haley's dominant history against conference opponents. He owns a 263-31 (.895) career record against conference opponents while competing in the Southwest, Big 12 and Pac-10 conferences. After winning the Pac-10 title in 2002 and 2003, he now boasts 16 career conference titles.

Along with his men's record, Haley is 1,058-251-1 (.808) during his tremendous career that includes four Division I women's national championships and six overall junior college national titles. He recorded his personal 1,000th win on Nov. 25, 2005, with USC's 3-0 win at home against California.

Prior to his return to the collegiate scene, Haley made his mark on the international and Olympic stage. He spent four seasons as head coach of the U.S. Women's National Team (1997-2000), leading Team USA to a fourth-place finish at the 2000 Olympics.

As a setter at Ball State (1962-65), he helped lead the Cardinals to the 1964 and 1965 Midwest Intercollegiate Volleyball Association title. He was the MIVA's MVP in 1965 and made the All-MIVA second team in 1964. Haley was inducted into the Ball State Athletic Hall of Fame in 1984. He earned his bachelor's degree in education from Ball State in 1965.

He received a master's degree in education in 1966 from Southern Illinois, where he started a men's club team.

Haley's Record at USC

YEAR	OVERALL			PAC-10			FINISH
	W	L	PCT.	W	L	PCT.	
2001	25	4	.862	16	2	.889	2nd
2002	31	1	.969	17	1	.944	1st
2003	35	0	1.000	18	0	1.000	1st
2004	23	6	.793	14	4	.778	3rd
2005	17	11	.607	12	6	.667	4th
2006	27	5	.852	14	4	.778	4th
2007	27	4	.871	14	4	.778	3rd
TOTALS	185	31	.856	105	21	.833	

Florida Notes

Florida is 29-2 overall this season and advanced to the Gainesville Regional by recording 3-0 sweeps at home over the College of Charleston (30-22, 30-28, 30-14) and Oklahoma (30-24, 30-24, 36-34). Head coach Mary Wise is 632-119 in her 17th season at Florida. The Gators are led by senior opposite Amber McCray, who has 328 kills this season (3.22 kpg) and 365.0 points (3.58 ppg) while senior middle blocker Kisya Killingsworth has 296 kills (2.90 kpg) with a .361 hitting percentage, 125 blocks (1.23 bpg) and 385.5 points (3.78 ppg). The Gators are without the services of leading kill and point leader Marcie Hampton, who was injured in the final regular season match against Long Beach State and will not play the remainder of the year. USC is 5-2 all-time against Florida. The Gators beat the Trojans in the last match between the two schools on Sept. 10, 2005, (23-30, 30-19, 30-27, 21-30, 15-12), at the UTSA Dome Rally in San Antonio, Texas.

Week Recap

USC hosted the first and second rounds of the 2007 NCAA Women's Volleyball Tournament and defeated Pepperdine, 3-0 (30-22, 30-23, 31-29), and No. 25 Long Beach State, 3-2 (28-30, 30-24, 30-25, 21-30, 15-11), to advance to the Gainesville Regional. Four players recorded double figures in kills against Pepperdine with senior Asia Kaczor using 19 kills for a .425 performance (19-2-40). Sophomore setter Taylor Carico had 45 assists with eight blocks while sophomore libero Allii Hillgren had 20 digs. The following night, the Trojans outlasted the 49ers as Kaczor recorded 34 kills and tied a career high with 17 digs. Carico delivered 60 assists with seven kills, 10 digs and four blocks. Freshman middle blocker Zoe Garrett had 12 kills and eight blocks while hitting .526 for the Trojans while junior outside hitter Jessica Gysin added 16 kills.

Court of Dreams

The dream finally became reality on Oct. 12, 2006 as the brand-new Galen Center made its debut. The 10,258-seat arena is located on the corner of Figueroa St. and Jefferson Blvd., adjacent to the USC campus. The arena is named after Lou and Helene Galen, who generously donated \$50 million towards the project.

USC mourned the loss of Lou Galen, who passed away on Nov. 12 at the age of 82.

The Power of the Pac-10

Six Pac-10 teams are ranked among the top 10 in the 2007 CSTV/AVCA current poll (the most among any other conference), including No. 4 Stanford, No. 5 USC, No. 6 California, No. 8 UCLA, No. 9 Oregon and No. 10 Washington

Running With The Pac

USC finished third in the Pac-10 Conference with a 14-4 record. It is the 10th time in the last 12 years that USC has finished third or better in conference play.

Asia Kaczor and Taylor Carico were named to the 2007 All-Pac-10 Conference Team while Zoe Garrett and Geena Urango received honorable mention for the All-Freshman Team.

Record Setter (And Hitter)

Asia Kaczor set several USC single-season records last weekend during the first and second rounds of the NCAA Tournament with all three records surpassing the ones she set last season. Kaczor currently has 587 kills (beating last year's 563 kills), 1,363 attempts (beating last year's 1,272 attempts) and 670.0 points (beating last year's 642.5 points).

Her 5.02 kills-per-game career average is currently a school record (Jennifer Kessy is second with a 4.33 kpg) as well as her 5.73 points-per-game career average (April Ross is second with a 4.53 ppg).

Sophomore setter Taylor Carico needs 62 assists to tie Janice Mounts' school record for most assists (1,490). Her 2,873 career assists place her fifth on USC's all-time list while her current 12.66 assists-per-game average puts her second behind Mounts (13.22 apg).

USC Superlatives

Overall

Home:.....	19-0
Away:.....	7-4
Neutral:.....	1-0

Three-Game Match:.....	14-2
Four-Game Match:.....	6-2
Five-Game Match:.....	7-0

Win First Game:.....	18-0
Lose First Game:.....	9-4
Win First Two Games:.....	16-0
Lose First Two Games:.....	2-3
Split First Two Games:.....	9-1

Against Ranked Teams:.....	9-4
Against Unranked Teams:.....	18-0

On Television:.....	3-1
---------------------	-----

Against Opponents

Post Higher Hitting Percentage:.....	27-0
Post Lower Hitting Percentage:.....	0-4

Post More Kills:.....	23-1
Post Fewer Kills:.....	4-3
Same Kills As Opponent:.....	0-0

Post More Service Aces:.....	17-0
Post Fewer Service Aces:.....	4-4
Same Service Aces As Opponent:.....	6-0

Post More Digs:.....	19-0
Post Fewer Digs:.....	7-4
Same Digs As Opponent:.....	1-0

Post More Blocks:.....	14-0
Post Fewer Blocks:.....	12-4
Same Blocks As Opponent:.....	1-0

Longest Game Win Streak:.....	15
.....(11/16-11/30)	
Longest Game Losing Streak.....	4
.....(9/27-9/28)	
Active Streak:.....	1 win

Longest Match Win Streak:.....	12
--------------------------------	----

Active Streak:.....	7 win
---------------------	-------

USC vs. Conferences:

Atlantic Coast.....	1-0
Atlantic Sun.....	1-0
Big East.....	1-0
Big 10.....	3-0
Big West.....	2-0
Mountain West.....	1-0
Pac-10.....	14-4
West Coast.....	3-0

Do The Honors

On Oct. 29, senior **Asia Kaczor** was named Sports Imports/AVCA National Player of the Week, along with being named Pac-10 Conference Player of the Week as USC recorded wins at home over No. 9 Cal and No. 3 Stanford.

Against the Golden Bears, Kaczor had 24 kills and 17 digs to beat Cal, 3-2. In the 3-1 upset against No. 3 Stanford, Kaczor had a career-high 28 kills (7.00 kpg) and hit .328 for the match, adding five assists and 13 digs.

She became the fifth player in USC history to be named Sports Imports/AVCA Player of the Week and the first since Keao Burdine earned the honor on Nov. 17, 2003.

Kaczor's third Pac-10 honor of the season came on Nov. 19 after setting USC and Pac-10 records with 44 kills and 100 attempts in a five-game win against No. 5 Washington. She has been named Pac-10 Player of the Week five times during her career. Her most recent honor was the 42nd time that USC has received a Pac-10 Player of the Week honor.

We Must Protect This House!

After USC's 3-0 loss to Stanford on Oct. 12, 2006, the Trojans have won 25 straight matches at the Galen Center after the loss in the arena's debut.

A Perfect World

USC finished the 2007 season with a perfect 19-0 record at the Galen Center. It was the fifth time in school history that USC has gone undefeated at home with three of the previous four times taking place during national championship seasons (1977, 1980 and 2003).

Formula 44

In a five-game win over No. 5 Washington on Nov. 16 at the Galen Center, senior Asia Kaczor set USC and Pac-10 Conference match records with 44 kills and 100 attempts. Kaczor broke the previous conference mark of 43, held by UCLA's Natalie Williams against Hawai'i in 1991 and the school mark of 38, set by Jennifer (Kessy) Boss against San Diego on Dec. 6, 1997.

Her record-setting kill gave USC a 17-16 lead in game five before the Trojans clinched the match on the next point.

She hit .516 in game three of the Washington match by recording an amazing 18 kills in the game.

Pleading The Fifth

This season, USC is 7-0 in five-game matches with five of them played against Top 25 teams (No. 14 Duke on Aug. 31, at No. 20 Ohio State on Sept. 14, No. 9 California on Oct. 26, No. 5 Washington on Nov. 16 and No. 25 Long Beach State in an NCAA second round match on Dec. 1). The Trojans have rallied from an 0-2 deficit twice.

Statapalooza

-- Seven opponents on USC's schedule this season are currently ranked in the Top 25: No. 4 Stanford, No. 6 California, No. 8 UCLA, No. 9 Oregon, No. 10 Washington, No. 13 St. John's and No. 25 Long Beach State.

-- Asia Kaczor is second in the Pac-10 Conference (as of Dec. 3) in points per game (5.83), second in kills (5.10) and tied for fourth in service aces (0.33 sapg).

-- Bethany Johansen is third in hitting percentage at .365 (148-29-326).

-- Taylor Carico is fifth in the Pac-10 with 12.64 assists per game.

-- Geena Urango is seventh in the Pac-10 with 0.32 service aces per game.

-- Alli Hillgren is sixth in the Pac-10 with 4.24 digs per game.

-- USC is second among Pac-10 Conference teams for digs (17.44 dpg).

-- USC has won 10 of its last 11 matches.

-- In USC's last 11 matches, Asia Kaczor has recorded 261 kills for a 6.21 kills-per-game average with a .321 hitting percentage and 292.5 points (6.96 ppg). Taylor Carico has 63 kills during the stretch (1.50 kpg) while hitting .400 (63-13-125) and 556 assists (13.24 apg).

-- USC has recorded 20 or more wins in 12 of the past 13 seasons and 25 wins in six of its last eight seasons.

-- USC is competing in an NCAA Regional for the seventh time in the past eight years.

-- Head coach Mick Haley has taken his respective squads to a regional 21 times out of 24 seasons. While at Texas, the Longhorns were at a regional 15 of 17 possible times (with national titles in 1981 and 1988) and six of seven times at USC (with national titles in 2002 and 2003).

-- With the Nov. 2 win against UCLA, Mick Haley recorded his 700th Division I win as a women's head coach. He also earned his 100th Pac-10 Conference win as the Trojans' head coach. With his win on Nov. 24 at Arizona State, Haley now has recorded 25 wins in a season a total of 17 times since 1982 while coaching at USC and Texas.

Double Figure Matches

	Kills	Digs
Katelyn Bishop	---	---
Taylor Carico	2	7
Diane Copenhagen	14	13
Zoe Garrett	5	---
Jessica Gysin	18	10
Alli Hillgren	---	21
Bethany Johansen	4	---
Asia Kaczor	29	9
Kimmee Roleder	11	3
Geena Urango	4	14

Double-Doubles

Diane Copenhagen

.....	12 kills, 11 digs vs. St. John's (Aug. 25)
.....	12 kills, 13 digs vs. Loyola Marymount (Aug. 25)
.....	21 kills, 12 digs vs. No. 14 Duke (Aug. 31)
.....	19 kills, 14 digs at Utah (Sept. 7)
.....	18 kills, 15 digs at No. 20 Ohio State (Sept. 14)
.....	11 kills, 14 digs vs. Purdue (Sept. 15)
.....	13 kills, 12 digs vs. Arizona (Sept. 21)
.....	11 kills, 17 digs vs. Washington (Nov. 16)
.....	10 kills, 14 digs at Arizona (Nov. 23)
.....	17 kills, 10 digs at Arizona State (Nov. 24)
.....	11 kills, 17 digs vs. Pepperdine (Nov. 30)
.....	11 kills, 18 digs vs. Long Beach State (Dec. 1)

Jessica Gysin

.....	14 kills, 17 digs vs. St. John's (Aug. 25)
.....	15 kills, 11 digs vs. No. 14 Duke (Aug. 31)
.....	14 kills, 16 digs at Cal (Sept. 28)
.....	19 kills, 19 digs vs. UC Irvine (Oct. 2)
.....	11 kills, 15 digs at UCLA (Oct. 5)
.....	11 kills, 10 digs vs. Oregon (Oct. 12)
.....	16 kills, 15 digs at Washington State (Oct. 18)
.....	10 kills, 16 digs at Washington (Oct. 19)

Asia Kaczor

.....	27 kills, 11 digs vs. No. 14 Duke (Aug. 31)
.....	10 kills, 10 digs vs. Arizona State (Sept. 20)
.....	25 kills, 16 digs vs. Arizona (Sept. 21)
.....	16 kills, 10 digs vs. Oregon (Oct. 12)
.....	23 kills, 13 digs at Washington State (Oct. 18)
.....	24 kills, 17 digs vs. California (Oct. 26)
.....	28 kills, 13 digs vs. Stanford (Oct. 27)
.....	21 kills, 10 digs vs. UCLA (Nov. 2)
.....	34 kills, 17 digs vs. Long Beach State (Dec. 1)

Kimmee Roleder

.....	17 kills, 14 digs vs. Mercer (Sept. 1)
.....	13 kills, 10 digs vs. Purdue (Sept. 15)
.....	13 kills, 11 digs at UCLA (Oct. 5)

Geena Urango

.....	17 kills, 12 digs vs. UCLA (Nov. 2)
-------	-------------------------------------

Polish Power

6-4 senior opposite/outside hitter **Asia Kaczor** (pronounced AH-shuh KA-chor) became USC's 28th All-American by earning **AVCA** and **Volleyball Magazine All-America second team** honors after a dominating season last year.

She leads the team this season with a single-season school record 587 kills (5.10 kpg) and a school single-season record 670.0 points (5.83 ppg). She also has 42 service aces (0.33 sapg), 258 digs (2.24 dpkg) and 78 blocks (0.68 bpg) and was named to the **All-Pac-10 Conference Team** for the second straight year.

Kaczor has posted over six kills a game in her 11 matches (6.21 kpg) and a 6.96 ppg average. Earlier this season, she became the first player in USC history to record 500 or more kills in a season twice.

She opened the season by being named to the **all-tournament team** for both the Trojan Invitational and the USC Classic. She tied a career-best with 27 kills on Aug. 31 against No. 14 Duke, adding 11 digs for her first double-double of the season. The following day, she hit .464 (15-2-28) against Mercer in her 15-kill performance.

She picked up Pac-10 Conference Player of the Week honors after being named **tournament most valuable player** at the Sports Imports Classic in Columbus, Ohio. She had a team-high 23 kills in a thrilling five-game win at No. 20 Ohio State with three aces and eight digs and followed that up with 16 kills and no errors (16-0-34) for a .471 performance against Purdue. Against the Boilermakers she also had nine digs and three block assists.

As USC opened the Pac-10 season this year, Kaczor posted 25 kills, 16 digs and six blocks in a 3-2 win on Sept. 21 against Arizona. At No. 10 Cal on Sept. 28, she had a team-high 19 kills with six digs and five blocks. Her team-high 20 kills aided a comeback from an 0-2 deficit for the five-game win on Oct. 2 against UC Irvine.

Against No. 19 Oregon on Oct. 12, she has 11 kills with 10 digs and three blocks in a 3-0 sweep of the Ducks. She recorded 23 kills and 13 digs in a 3-1 win on Oct. 18 at Washington State.

On Oct. 29, she was named **Sports Imports/AVCA National Player of the Week** as well as being named **Pac-10 Conference Player of the Week** after USC defeated No. 9 Cal, 3-2, and No. 3 Stanford, 3-1, at the Galen Center. She recorded 52 kills in two matches, including 28 kills against the Cardinal. She posted 17 digs against Cal and 13 digs against Stanford.

She had 21 kills and 10 digs on Nov. 2 in a 3-1 win against UCLA at the Galen Center. She recorded 25 kills in a four-game loss at No. 20 Oregon on Nov. 8 and tied a personal best with 31.5 points the following evening at Oregon State. Against the Beavers, she tied a school record with eight service aces as she registered 22 kills in the 3-0 sweep and hit .439 in the match (22-4-41).

Kaczor made history on Nov. 16 in a five-game win over No. 5 Washington, setting USC and Pac-10 match records with 44 kills and 100 attempts. She had 18 kills alone in game three while hitting .516 and finished the match with a .310 hitting clip (44-13-100).

She hit .545 (19-1-33) in a 3-0 sweep on Nov. 23 at Arizona. During NCAA Tournament play, she had 19 kills in a three-game sweep of Pepperdine and followed the next evening with 34 kills and tied a career best with 17 digs in a five-game win over No. 25 Long Beach State.

Last season, she earned All-Pac-10 honors after setting a school single-season record with 563 kills, surpassing the old record of 554 held by Jennifer Kessy in 1998. She finished with a 4.94 kills-per-game average and hit .300 on the season (563-181-1,272). In the process, she set school single-season records in addition for attempts (1,272), points (642.5) and tied the mark for points per game (5.64, tied with Bibiana Candelas in 2005).

Kaczor led the Pac-10 Conference in kills, kills per game, points and points per game, as well as tying for fourth in the Pac-10 for service aces per game and eighth in hitting percentage. She passed the previous single-season points record held by Bibiana Candelas (575.0 in 2005) on Nov. 25 against Oregon State. She had double-figure kills in 31 of 32 matches, along with three double-doubles (kills and digs) and recorded 20 or more kills in a match 11 times. Her numbers were just as impressive with a 5.20 kpg and 5.88 ppg average in Pac-10 matches, as well as a 5.19 kpg average and 5.67 ppg average in 14 matches last season against ranked opponents.

Pac-10 Standings

	Pac-10		Overall	
	W	L	W	L
Stanford \$^	16	2	29	2
Washington ^	15	3	27	4
USC ^	14	4	27	4
California ^	12	6	24	7
Oregon ^	9	9	22	10
UCLA ^	9	9	22	10
Arizona State	7	11	15	16
Arizona	4	14	14	17
Oregon State	3	15	10	20
Washington State	1	17	10	22

\$ Pac-10 Conference champion

^ NCAA Tournament participant

This Week's Schedule

Dec. 7-8 at Stanford (Stanford Regional)

No. 1 STANFORD (27-2) vs. No. 16 Cal Poly (23-7), 9 p.m.
ESPNU

OREGON (22-10) vs. No. 8 UCLA (22-10), 7 p.m.
ESPNU

Winners meet Sat., Dec. 8, 8:30 p.m. ESPNU

Dec. 7-8 at Florida (Gainesville Regional)

No. 5 USC (27-4) vs. No. 12 St. John's (33-3), 4:30 p.m.
No. 13 Florida (29-2) vs. No. 4 Texas (26-3), 7 p.m.


Winners meet Sat., Dec. 8, 4 p.m.

Dec. 7-8 at Wisconsin (Madison Regional)

Iowa State (19-13) vs. No. 10 CALIFORNIA (24-7), 5 p.m.
Michigan State (21-13) vs. No. 2 Nebraska (29-1), 7 p.m.

Winners meet Sat., Dec. 8, 8 p.m.

Times listed are local to site

**Polish Power (cont.)**

She earned **most valuable player** honors at the 2006 CenturyTel Premier Tournament in San Marcos, Texas, after recording 42 kills (15, 14 and 13 kills respectively) in three matches, hitting .370 on the weekend, adding five digs and seven block assists. Her second **most valuable player** award came at the Gamecock Invitational (Sept. 8-9) in Columbia, S.C., after she had 43 kills (4.78 kpg) in three matches. She also led the Women of Troy in kills in the 3-0 sweeps against Florida State and South Carolina, hitting .385 for the weekend with six service aces, 12 digs and seven block assists.

After recording 37 kills in two matches against No. 20 Pepperdine (Sept. 14) and No. 14 Purdue (Sept. 15), Kaczor earned her first-ever **Pac-10 Conference Player of the Week** honors. She hit .351 in the two matches, adding 29 digs for a 3.22 dpg average with three service aces and four block assists. Against Purdue at the Lyon Center, she tallied team-highs with 21 kills and 17 digs in the 3-1 victory. On Sept. 21 at Oregon State, she hit .593 (18-2-27) with six digs, three service aces and three block assists and on Oct. 6 at Arizona State in a five-game win, she recorded season-highs with 27 kills and 31.5 points. She earned her second **Pac-10 Player of the Week** honor on Nov. 13 after recording 49 kills for an amazing 8.17 kpg average in two 3-0 sweeps on the road at No. 2 Stanford and No. 12 California. She recorded 26 kills and hit .500 against the Cardinal.

Taylor Made

Sophomore setter **Taylor Carico** (Manhattan Beach/Mira Costa HS) has built upon her success from last year after garnering **All-Pacific Region Freshman of the Year** and **Pac-10 Conference Freshman of the Year** honors, as well as being named to the **Pac-10 All-Freshman Team**. She recorded 1,445 assists for a 12.68 apg average to go with 123 kills (1.08 kpg), a .339 hitting percentage, 26 service aces (0.23 sapg), 255 digs (2.24 dpg) and 83 blocks (0.73 bpg) last season.

This season, she has an 12.64 apg average on 1,428 assists along with 233 digs (2.06 dpg) for the Trojans. She also has 124 kills (1.10) with a .349 hitting percentage and 57 blocks (0.50 bpg) and recently received **All-Pac-10 Conference** honors for the first time.

Her 1,428 assists for the season place her third on USC's single-season list. She is 17 away from tying her total of 1,445 assists last year for second place and 62 from tying the school record, held by Janice Mounts (1998).

On Nov. 8, Carico moved into seventh place on USC's all-time list for career assists, passing Sue Peters (1989-92) and on Nov. 24, she moved into fifth place after a 46-assist match at Arizona State to move past Monika Cavaliere (2,747) and Tracy Lindquist (2,766).

She earned **all-tournament team** honors at the 2007 Trojan Invitational and the USC Classic. On Aug. 31 against Duke, she recorded 68 assists in a thrilling five-game win over the Blue Devils.

She posted 63 assists with four kills in a 3-2 win on Sept. 14 at No. 20 Ohio State. Against Arizona on Sept. 21, she had 59 assists, three kills and 14 digs in the 3-2 victory. In a 3-1 win at No. 10 Cal on Sept. 28, she registered five kills to go with 52 assists, eight digs and three blocks.

On Oct. 2 in a 3-2 win against UC Irvine, she had six kills with 57 assists, three blocks and seven digs. She recorded five kills and five blocks in a 3-0 sweep of No. 19 Oregon on Oct. 12 at the Galen Center.

At Washington State on Oct. 18, Carico had six kills, adding 60 assists, seven blocks and four digs in a 3-1 win over the Cougars. She registered 10 kills while hitting .444 with 65 assists, six digs and three blocks on Oct. 26 in a 3-2 win over No. 9 Cal. She answered that the following night with nine kills (.533 hitting, 9-1-15) against No. 3 Stanford in a four-game victory with 56 assists and eight digs.

Against No. 9 UCLA on Nov. 2, she had seven kills with 52 assists and 14 digs in the 3-1 victory. She recorded career highs on Nov. 16 against No. 5 Washington with 13 kills and 69 assists. She did not record an error in the match, hitting .722 against the Huskies.

In this year's NCAA Tournament, she had 45 assists, eight digs and one ace in a 3-0 sweep against Pepperdine and 60 assists with seven kills, 10 digs, four blocks and one ace against No. 25 Long Beach State.

Taylor Made (cont.)

She finished second on USC's single-season list for total assists (most ever by a freshman) and sixth for assists per game average last season. On Sept. 2 against No. 24 Utah, she collected 62 assists, three kills, eight digs and two block assists. At No. 20 Pepperdine on Sept. 14, Carico came up big for the Women of Troy in a pressure-filled, five-game victory over the host Waves with two block assists and two kills. Against No. 4 Washington on Sept. 29, she had 51 assists in the four-game victory with six kills (no errors for a .400 night), 11 digs, two service aces and two blocks (one solo, one assist).

Carico recorded a season-high 67 assists and 20 digs in a five-game win on Oct. 6 at Arizona State. She had 58 assists and seven digs in a 3-1 loss to No. 4 UCLA on Oct. 20 at the Lyon Center. On Nov. 4 against Arizona State, she had a season-high eight kills (.500 hitting night) with 47 assists and 10 digs in the 3-0 sweep of the Sun Devils. In a 3-0 sweep on Nov. 10 at No. 2 Stanford, Carico had 47 assists with four kills, 10 digs and five block assists. In the second round of the NCAA Tournament against No. 22 BYU, she had five kills (with no errors for a .714 hitting night) with 44 assists, three digs and four blocks.

Carico won the **2005 Andi Collins Award** as the nation's top senior high school setter according to PrepVolleyball.com. She was named **CIF Co-Player of the Year** and **state most valuable player** in her senior season.

The Capital of Denmark

Senior outside hitter **Diane Copenhagen** (Saratoga/St. Francis HS) is a co-captain this season, coming off a junior year where she earned **All-Pac-10 honorable mention** recognition in the process. She recorded 455 kills on the year with a .233 hitting percentage and led the team with 42 solo blocks.

Despite an abdominal injury which caused her to miss seven matches, Copenhagen played several matches in the back row before returning to her normal position.

This season, she has 209 kills with 241 digs (2.90 dpg) and 22 blocks. On Nov. 24, she recorded her 83rd career solo block which moved her into a tie for 10th place on USC's single-season list with Lonise Norfleet (1987-90) and a solo block on Dec. 1 against No. 25 Long Beach State moved her into 10th place by herself.

At the Trojan Invitational, she registered two double-doubles, including a 12-kill, 13-dig effort in a sweep of Loyola Marymount where she hit .393 (12-1-28). She recorded 21 kills and 11 digs against No. 14 Duke on Aug. 31 at the Galen Center.

On Sept. 7 at Utah, she led the Women of Troy with 19 kills and 14 digs, hitting .366 (19-4-41) in USC's 3-1 victory. She recorded two double-doubles at the Sports Imports Classic in Columbus, Ohio, on Sept. 14 and 15 with 18 kills and 15 digs against No. 20 Ohio State and 11 kills with 14 digs vs. Purdue.

With 13 kills and 12 digs on Sept. 21 against Arizona, Copenhagen recorded her 1,000th career kill. On Nov. 2 against UCLA, she had 14 digs. Another double-double came on Nov. 16 against No. 5 Washington, where she recorded 11 kills and a season-high 17 digs.

After 10 kills and 14 digs on Nov. 23 at Arizona, she registered 17 kills, the most since Sept. 21, and 10 digs at Arizona State. She recorded back-to-back double-doubles in the first and second rounds of the NCAA Tournament with 11 kills and 17 digs in a three-game sweep of Pepperdine and 11 kills and a season-high 18 digs against No. 25 Long Beach State.

She recorded double figures in kills in 29 of 32 matches and had nine double-doubles (kills and digs) last year. Copenhagen opened the season with 34 kills and 23 digs in three matches to earn **all-tournament team** honors at the CenturyTel Premier Tournament in San Marcos, Texas. She recorded 23 kills, one off her career best, on Sept. 2 in a 3-1 win against No. 24 Utah at the Lyon Center. She later added another **all-tournament team** selection at the Gamecock Invitational (Sept. 8-9) in Columbia, S.C. and also had 34 kills in two matches (Sept. 28-29) against Washington State and No. 4 Washington with a 16 kill, 15 dig performance against the Huskies.

Her eighth double-double of the season came on Nov. 10 in a 3-0 sweep at No. 2 Stanford as she had 14 kills with 14 digs, hitting .306 in the match. She had 30 kills in six games during the first and second rounds of the NCAA Tournament at Galen Center, leading the Women of Troy with a team-high 16 kills on Dec. 1 against BYU. In those two matches, she hit .393 against Ole Miss and .325 against BYU.

Copenhagen played at the 2005 U-20 FIVB World Championships in Ankara, Turkey, with the U.S. Junior National Team as Team USA finished in a tie for 11th place.

Family Gysin

It took two years before USC fans could witness the exploits of redshirt junior outside hitter **Jessica Gysin** (Los Gatos/St. Francis HS). Hailed as one of the top high school players in 2004, Gysin battled injuries in her first two seasons. She sprained her ankle in 2004 and suffered a left knee injury in 2005.

She has 288 kills this season (3.00 kpg) with 211 digs (2.20 dpg) and has eight double-doubles.

On Aug. 25 against St. John's, she recorded a career-best 17 digs against the Red Storm and had 15 kills against No. 14 Duke on Aug. 31.

She recorded her third double-double of the season on Sept. 28 at No. 10 Cal with 14 kills and 16 digs. One of her best efforts came on Oct. 2 against UC Irvine when she posted a season-high 19 kills and a career-high 19 digs in the five-game win.

Gysin added another double-double on Oct. 5 at No. 5 UCLA with 11 kills and 15 digs. She had 16 kills and 15 digs on Oct. 18 at Washington State and followed with a 10-kill, 16-dig performance at No. 5 Washington. With USC's home wins on Oct. 26 and 27 against No. 9 Cal and No. 3 Stanford, Gysin had 18 and 16 kills, respectively.

Family Gysin (cont.)

In a second-round match last weekend against No. 25 Long Beach State, she had 16 kills and three blocks.

Last year, she finished third on the team with 342 kills (3.03 kpg) and 401 points (3.59 ppg). She was second on the team with 293 digs (2.59 dpg).

Bethany's Block Party

Senior middle blocker/opposite hitter **Bethany Johansen** (San Jose/UC Santa Barbara) led the Trojans in blocks last year after spending the first two years of her career at UC Santa Barbara. Johansen recorded 126 blocks for a 1.11 bpg average. She was fourth on the team with 220 kills for a 1.93 kpg average and her .286 hitting percentage on the season placed her eighth among Pac-10 Conference players.

This season, she has a 1.07 bpg average on a team-leading 115 blocks (20 solo, 95 assisted) and has a .365 hitting percentage. Her hitting percentage places her third in the Pac-10 Conference as of Dec. 1. She was named to the **Trojan Invitational all-tournament** team.

Four times this season, she has registered 10 kills in a match and had seven blocks against St. John's (Aug. 25). At No. 20 Ohio State on Sept. 14, she had nine kills, six block assists and four digs.

She recorded six block assists on Sept. 28 at No. 10 Cal in USC's 3-1 victory. On Oct. 5 at No. 5 UCLA, she had 10 kills and hit .714 (10-0-14) with six blocks. She had seven blocks (one solo, six assisted) against No. 19 Oregon on Oct. 12 at the Galen Center. On Oct. 27 against No. 3 Stanford, she hit .636 (7-0-11) in a 3-1 win over the Cardinal.

On Nov. 30 in an NCAA first-round match against Pepperdine, she had 10 kills and hit .450 (10-1-20) in the three-game sweep over the Waves.

She recorded double figures in kills eight times during the 2006 season. On Sept. 1 against Fresno State, she had eight blocks (one solo, seven assists) against Fresno State. She registered a season-high 12 kills while hitting .478 (12-1-23) and adding eight blocks (four solo, four assists).

She had 10 kills without recording an error for a .526 performance (10-0-19) on Sept. 21 at Oregon State and on the following evening at Oregon, registered a career-high 13 blocks (three solo, 10 assists) and 11 kills.

King Of The Hill

Sophomore **Alli Hillgren** (Rancho Santa Fe/Francis Parker HS) is USC's starting libero this season, replacing two-time All-American Debora Seilhamer, who set the USC and Pac-10 Conference career mark for digs. As a defensive specialist in her 2006 freshman season, Hillgren played in 24 matches. She recorded four service aces (0.11 sapg) and 18 digs (0.47 dpg) overall and registered a season-high five digs on Aug. 25, 2006, against North Texas.

This season, she has 437 digs for a 4.24 dpg average and in her past 11 matches, Hillgren has posted a 5.93 digs-per-game average. She is ranked sixth in the Pac-10 Conference as of Dec. 3 for digs per game.

On Oct. 2 against UC Irvine, she recorded 24 digs in the five-game win against the Anteaters and had a 7.00 dpg average with 21 digs on Oct. 12 in a 3-0 sweep over No. 19 Oregon.

She had a career-high 36 digs (7.20 dpg) on Oct. 26 against No. 9 Cal and followed it with 26 digs (6.50 dpg) against No. 3 Stanford. She had 31 digs in a four-game win against No. 9 UCLA on Nov. 2 at the Galen Center. Against No. 5 Washington on Nov. 16, she posted 26 digs in the five-game victory.

Against Pepperdine in the first round of the NCAA Tournament, she had 20 digs in a three-game sweep.

G-Unit

Freshman **Geena Urango** (Los Alamitos/Los Alamitos HS) started as a libero this season, but has seen action recently as an outside hitter and received **All-Pac-10 Freshman Team** honorable mention honors.

Urango has 109 kills (0.98 kpg) and 322 digs (2.90 dpg) for the Trojans.

With 36 service aces this season, her 0.32 sapg average places her seventh in the Pac-10 Conference as of Dec. 1. She has recorded four aces in a match twice this season (Sept. 1 vs. Mercer and Sept. 15 vs. Purdue).

She recorded 21 digs on Sept. 7 at Utah in a four-game victory and posted a season-high 31 digs in a five-game win on Sept. 14 at No. 20 Ohio State. She had three aces and 10 digs on Sept. 28 at No. 10 Cal.

On Oct. 11 against Oregon State, she tallied a season-high 10 kills, hitting .304 in the match and adding nine digs. She posted nine kills in back-to-back matches on Oct. 18 at Washington State and Oct. 19 at No. 5 Washington, recording 19 digs against the Cougars and 10 digs against the Huskies.

She recorded a season-high 21 kills, taking 47 swings against No. 9 Cal in a 3-2 win on Oct. 26 at the Galen Center. Urango posted her first collegiate double-double on Nov. 2 against No. 9 UCLA with 17 kills and 12 digs in the 3-1 victory.

It's Greek To Me

Freshman middle blocker **Zoe Garrett** (Laguna Beach/Laguna Beach HS), whose first name is derived from a Greek word meaning "life", is making an immediate impact this season for the Women of Troy.

Garrett has 193 kills (1.82 kpg) on the season with 108 blocks (1.02 bpg) and received **All-Pac-10 Freshman Team** honorable mention honors.

It's Greek To Me (cont.)

On Aug. 25 against St. John's, she had 13 kills and hit .591 in the match (13-0-22).

At the Sports Imports Classic in Columbus, Ohio, she hit .538 (7-0-13) against No. 20 Ohio State with two assists, three digs and two block assists and .500 (8-1-14) against Purdue with two digs and two block assists.

Despite the team's 3-0 loss at No. 2 Stanford on Sept. 27, she hit .500 with seven kills (7-0-14) and followed up with six kills, three blocks and a service ace on Sept. 28 at No. 10 Cal. On Oct. 2 against UC Irvine, she had 11 kills with two blocks and two digs.

She posted six blocks, including three solos, against Oregon State in a 3-0 sweep on Oct. 11 at the Galen Center. A 10-kill performance came on Oct. 18 at Washington State where she also registered nine blocks (one solo, eight assisted).

Garrett had six blocks in back-to-back wins against No. 5 Washington and Washington State on Nov. 16 and 17 at the Galen Center. She recorded six block assists and one solo block on Nov. 23 at Arizona.

In the Trojans' five-game win on Dec. 1 against No. 25 Long Beach State in the second round of the NCAA Tournament, she had 12 kills with five assists, eight blocks and three digs while hitting .526 in the match (12-2-19).

You're Like Butter... 'Cause You're On A Roll

Freshman outside hitter **Kimmee Roleder** (Pasadena/Pasadena HS) had her coming-out party on Sept. 1 as she led the Trojans to a 3-0 sweep of Mercer with her first collegiate double-double (17 kills and 14 digs).

She missed six matches from Oct. 18-Nov. 8 with a foot injury and saw limited action on Nov. 9 at Oregon State.

She has 194 kills this season (2.81 kpg) with 118 digs (1.71 dpd) and 40 blocks (0.58 bpg).

On Sept. 15 against Purdue at the Sports Imports Classic, she had 13 kills and 10 digs in the 3-0 sweep of the Boilermakers.

In her first career Pac-10 match, Roleder had a season-high 18 kills and hit .469 (18-3-32) in a 3-0 sweep of Arizona State. She hit .316 on Sept. 28 at No. 10 Cal, recording 18 kills with seven digs and two solo blocks.

She had 13 kills, 11 digs and four blocks on Oct. 5 at No. 5 UCLA.

Roleder was a member of the 2007 U.S. Junior National Team that finished fourth at the Junior World Championship. She was the fifth-best spiker, recording 60 kills and a .389 hitting percentage and finished seventh overall among all players in scoring with 76 points.

Bishop Takes Rook

Senior middle blocker **Katelyn Bishop** (Terre Haute, Ind./Terre Haute South HS) has been a steady player for USC during her career, averaging almost a block a game in her sophomore and junior seasons.

This year, Bishop has 57 kills (1.02 kpg) and 27 blocks (0.48 bpg) for the Women of Troy.

Setting Out To (Chel)Sea

Sophomore defensive specialist/setter **Chelsea Wilson** is seeing more action this season as a setter and has 90 assists overall.

She had a career-best 19 assists on Sept. 1 against Mercer.

Her father, Doug, is executive vice president and general manager for the NHL's San Jose Sharks.

All-Time Great Night

With the debut of the Galen Center, the USC women's volleyball program honored two former players this season. Paula Weishoff was honored on Thursday (Oct. 11) during the Oregon State match while Debbie Green was honored on Saturday (Nov. 17) against Washington State. A banner for each player will be permanently displayed at Galen Center.

Weishoff, who was inducted into the Volleyball Hall of Fame in 1998 and considered as one of the sport's top middle blockers, was a three-time Olympian and named most valuable player at the 1992 Olympics. After playing for USC in 1980, she was a 16-year member of the U.S. National Team and later served as an assistant coach at USC for seven years before her current position as head coach at Concordia University in Irvine.

Green, who was inducted into the Volleyball Hall of Fame in 1995 and considered as one of the sport's top setters, was a member of USC's first two national championship squads in 1976 and 1977. She was also named to the AVCA Hall of Fame in 2004 and was a two-time Olympian (1980 and 1984). She is serving as an assistant coach at Long Beach State for the women's volleyball program.

Serving The Nation

Sophomore Taylor Carico and freshmen Zoe Garrett and Kimmee Roleder played for the 2007 U.S. Junior National Team as the squad finished fourth at the Junior World Championship in Thailand. Garrett finished second in blocking overall among all players while Roleder finished fifth in spiking and seventh with 78 points.

Player Season/Career Highs

2 - Geena Urango

5-10 • L/OH • Los Alamitos, Calif. (Los Alamitos HS)

2007 Season High

Kills 21 vs. California (10/26)
Assists 3 at Washington (10/19)
Aces 4, two times
Digs 31 at Ohio State (9/14)
Blocks 1, two times

Career High

Kills same
Assists same
Aces same
Digs same
Blocks same

3 - Alli Hillgren

5-8 • DS • Rancho Santa Fe, Calif. (Francis Parker HS)

2007 Season High

Kills 1 vs. Mercer (9/1)
Assists 5 vs. California (10/26)
Aces 2, three times
Digs 36 vs. California (10/26)
Blocks none

Career High

Kills same
Assists same
Aces same
Digs same
Blocks none

5 - Jessica Gysin

6-1 • OH • Los Gatos, Calif. (St. Francis HS)

2007 Season High

Kills 19 vs. UC Irvine (10/2)
Assists 3, two times
Aces 2 vs. UC Irvine (10/2)
Digs 19 vs. UC Irvine (10/2)
Blocks 4, three times

Career High

Kills 20 vs. Washington (9/29/06)
Assists 3, three times
Aces 5 vs. St. John's (9/9/06)
Digs same
Blocks 9 at Oregon (9/22/06)

6 - Katelyn Bishop

6-2 • MB/OH • Terre Haute, Ind. (Terre Haute South HS)

2007 Season High

Kills 8 vs. Arizona (9/21)
Assists 3 vs. Arizona (9/21)
Aces 1 vs. Duke (8/31)
Digs 7 vs. Duke (8/31)
Blocks 3, four times

Career High

Kills 12 at Oregon (11/3/05)
Assists 5, two times
Aces 7 at Arizona (11/18/05)
Digs 16 vs. UCLA (10/28/05)
Blocks 9, two times

7 - Asia Kaczor

6-4 • OH/OPP • Wroclaw, Poland (College of Southern Idaho)

2007 Season High

Kills 44 vs. Washington (11/16)
Assists 4, two times
Aces 8 at Oregon State (11/9)
Digs 17, two times
Blocks 6 vs. Arizona (9/21)

Career High

Kills same
Assists 5 vs. Washington (9/29/06)
Aces same
Digs 17, two times
Blocks 7 at Oregon (9/22/06)

9 - Taylor Carico

5-11 • S • Manhattan Beach, Calif. (Mira Costa HS)

2007 Season High

Kills 13 vs. Washington (11/16)
Assists 69 vs. Washington (11/16)
Aces 3 vs. Arizona (9/21)
Digs 14, three times
Blocks 7 at Washington State (10/18)

Career High

Kills same
Assists same
Aces same
Digs 20 at Arizona State (10/6/06)
Blocks 9 vs. Fresno State (9/1/06)

10 - Bethany Johansen

6-3 • MB/OPP • San Jose, Calif. (UC Santa Barbara)

2007 Season High

Kills 10, four times
Assists 4 vs. St. John's (8/25)
Aces none
Digs 4, two times
Blocks 7, two times

Career High

Kills 16 vs. USC (12/2/05)
Assists 4, two times
Aces same
Digs 4, three times
Blocks 13 at Oregon (9/22/06)

11 - Marta Siemiatkowska

6-1 • MB • Kalisz, Poland (College of Southern Idaho)

2007 Season High

Kills 4 vs. Cal St. Northridge (8/30)
Assists none
Aces none
Digs 4 vs. Cal St. Northridge (8/30)
Blocks 2 vs. Cal St. Northridge (8/30)

Career High

Kills 4, two times
Assists 1 vs. North Texas (8/25/06)
Aces same
Digs 6 vs. Oregon State (11/25/06)
Blocks 2, three times

12 - Diane Copenhagen

6-2 • OH • Saratoga, Calif. (St. Francis HS)

2007 Season High

Kills 21 vs. Duke (8/31)
Assists 3, two times
Aces 1, three times
Digs 18 vs. Long Beach State (12/1)
Blocks 3 vs. Loyola Marymount (8/25)

Career High

Kills 24 vs. Florida (9/10/05)
Assists 3, four times
Aces 5 vs. UTPA (8/25)
Digs 24 vs. UC Santa Barbara (12/2/05)
Blocks 6 vs. St. John's (9/9/06)

14 - Mychaela Miller

5-10 • S • Laguna Beach, Calif. (Laguna Beach HS)

2007 Season High

Kills 1 vs. Mercer (9/1)
Assists 24 vs. Mercer (9/1)
Aces 1 vs. Oregon (10/12)
Digs 1, four times
Blocks none

Career High

Kills same
Assists same
Aces same
Digs same
Blocks same

21 - Kimmee Roleder

6-2 • OH • Pasadena, Calif. (Pasadena HS)

2007 Season High

Kills 18, two times
Assists 3 at California (9/28)
Aces 4 vs. Cal St. Northridge (8/30)
Digs 14 vs. Mercer (9/1)
Blocks 5 vs. Arizona (9/21)

Career High

Kills same
Assists same
Aces same
Digs same
Blocks same

24 - Chelsea Wilson

5-7 • DS/S • Los Gatos, Calif. (Los Gatos HS)

2007 Season High

Kills none
Assists 19 vs. Mercer (9/1)
Aces none
Digs 3 vs. Mercer (9/1)
Blocks none

Career High

Kills same
Assists same
Aces same
Digs 3, two times
Blocks same

32 - Zoe Garrett

6-3 • MB • Laguna Beach, Calif. (Laguna Beach HS)

2007 Season High

Kills 13 vs. St. John's (8/25)
Assists 5 vs. Long Beach State (12/1)
Aces 2, two times
Digs 8 at Oregon State (11/9/07)
Blocks 9 at Washington State (10/18)

Career High

Kills same
Assists same
Aces same
Digs same
Blocks same

2007 USC Women's Volleyball
USC Match-by-Match KILLS-ACES-DIGS-BLOCKS
All matches

Opponent	Date	Score	WL	2	3	5	6	7	9	10	11
				URANGO	HILLGREN	GYSIN	BISHOP	KACZOR	CARICO	JOHANSEN	SIEMIATKOWSKA
MSU	Aug 24	3-0	W	0-0-4-0	0-1-13-0	6-0-10-2	4-0-0-0	13-2-5-2	1-0-9-0	7-0-1-3	0-0-1-1
STJ	Aug 25	3-1	W	0-0-4-0	0-0-12-0	14-0-17-0	0-0-0-1	19-3-8-4	2-1-11-2	10-0-1-7	DNP
LMU	Aug 25	3-0	W	0-1-5-0	0-1-12-0	5-0-10-0	2-0-1-3	9-0-9-3	2-0-13-1	4-0-0-5	2-0-1-1
CSUN	Aug 30	3-0	W	0-1-11-0	0-0-2-0	DNP	3-0-2-3	8-1-8-2	4-0-7-1	1-0-1-0	4-0-4-2
DU	Aug 31	3-2	W	0-3-11-0	0-0-7-0	15-1-11-3	8-1-7-3	27-1-11-0	3-0-14-1	6-0-3-2	DNP
MER	Sep 01	3-0	W	2-4-4-1	1-1-10-0	5-1-3-1	7-0-4-2	15-1-2-0	0-0-0-0	10-0-2-2	3-0-1-0
PEP	Sep 05	3-0	W	0-3-10-0	0-1-0-0	DNP	2-0-4-0	20-0-9-3	3-1-6-0	3-0-0-4	DNP
at UTAH	Sep 07	3-1	W	0-0-21-0	0-0-2-0	DNP	0-0-1-2	11-1-7-1	2-0-4-5	6-0-1-5	DNP
at OSU	Sep 14	3-2	W	0-2-31-0	0-0-2-0	2-0-6-1	3-0-2-2	23-3-8-3	4-1-1-1	9-0-4-6	DNP
vs PUR	Sep 15	3-0	W	0-4-21-0	0-0-0-0	DNP	0-0-0-0	16-1-9-3	3-0-9-0	3-0-2-3	DNP
ASU	Sep 20	3-0	W	0-1-15-0	0-0-0-0	0-0-0-0	1-0-0-0	10-4-10-1	1-1-7-1	5-0-1-3	DNP
ARIZ	Sep 21	3-2	W	1-2-11-0	0-0-17-0	8-1-4-1	8-0-4-3	25-0-16-6	3-3-14-1	2-0-2-3	DNP
at STAN	Sep 27	0-3	L	0-0-7-0	0-0-5-0	10-0-7-1	2-0-0-1	11-1-4-2	2-0-4-1	1-0-1-2	DNP
at CAL	Sep 28	3-1	W	0-3-10-0	0-1-9-0	14-1-16-2	DNP	19-1-6-5	5-0-8-3	1-0-0-6	DNP
UCI	Oct 02	3-2	W	0-2-9-0	0-0-24-0	19-2-19-2	0-0-0-1	20-0-9-4	6-1-7-3	4-0-4-4	DNP
at UCLA	Oct 05	1-3	L	1-1-8-0	0-0-9-0	11-0-15-1	0-0-0-0	10-0-6-5	2-1-9-2	10-0-2-6	DNP
ORST	Oct 11	3-0	W	10-0-9-1	0-1-11-0	11-1-8-1	3-0-0-0	17-1-3-1	4-1-7-1	2-0-1-2	0-0-2-0
ORE	Oct 12	3-0	W	0-0-5-0	0-1-21-0	11-0-10-4	DNP	16-0-10-3	5-2-3-5	3-0-1-7	DNP
at WSU	Oct 18	3-1	W	9-2-19-1	0-2-16-0	16-0-15-0	6-0-2-2	23-1-13-2	6-0-4-7	1-0-1-0	0-0-0-0
at WASH	Oct 19	0-3	L	9-0-10-0	0-1-16-0	10-0-16-1	2-0-0-0	14-1-6-2	3-0-4-2	3-0-1-3	DNP
CAL	Oct 26	3-2	W	21-1-5-1	0-0-36-0	18-0-6-1	1-0-0-0	24-1-17-5	10-0-6-3	4-0-0-8	DNP
STAN	Oct 27	3-1	W	8-1-7-0	0-0-26-0	16-0-9-4	DNP	28-3-13-1	9-0-8-2	7-0-1-3	DNP
UCLA	Nov 02	3-1	W	17-1-12-3	0-0-31-0	15-0-3-4	DNP	21-0-10-2	7-1-14-0	5-0-0-4	0-0-0-0
at ORE	Nov 08	1-3	L	16-1-7-0	0-0-23-0	11-0-4-1	0-0-1-0	25-1-9-4	2-0-11-1	4-0-0-2	0-0-0-0
at ORST	Nov 09	3-0	W	5-1-5-0	0-1-18-0	11-0-2-3	2-0-0-0	22-8-3-3	3-0-4-1	4-0-2-5	0-0-0-0
WASH	Nov 16	3-2	W	0-0-13-0	0-1-26-0	13-0-6-2	0-0-0-0	44-0-9-4	13-1-9-2	3-0-2-3	DNP
WSU	Nov 17	3-0	W	5-0-8-1	0-0-12-0	8-0-6-3	1-0-0-1	11-2-6-1	2-0-8-3	4-0-0-4	0-0-0-0
at ARIZ	Nov 23	3-0	W	2-1-4-0	0-0-17-0	5-0-4-3	1-0-1-3	19-0-4-2	3-2-6-2	6-0-0-4	DNP
at ASU	Nov 24	3-0	W	0-0-9-0	0-0-18-0	7-0-1-1	DNP	14-1-6-1	4-1-8-1	7-0-2-4	DNP
PEP	Nov 30	3-0	W	2-0-8-0	0-0-20-0	11-0-2-2	0-0-0-0	19-0-5-0	3-1-8-1	10-0-2-2	DNP
LBSU	Dec 01	3-2	W	1-1-19-0	0-1-22-0	16-0-1-3	1-0-0-0	34-0-17-3	7-1-10-4	3-0-4-3	DNP

Opponent	Date	Score	WL	12	13	14	21	24	32
				COPENHAGEN	AVOL	MILLER	ROLEDER	WILSON	GARRETT
MSU	Aug 24	3-0	W	7-1-8-2	DNP	DNP	0-0-2-0	0-0-1-0	4-1-1-5
STJ	Aug 25	3-1	W	12-0-11-2	DNP	DNP	0-0-1-0	0-0-0-0	13-1-1-2
LMU	Aug 25	3-0	W	12-0-13-3	0-0-0-0	DNP	4-0-3-1	0-0-0-0	9-1-1-4
CSUN	Aug 30	3-0	W	8-0-7-0	DNP	DNP	14-4-7-2	0-0-2-0	10-1-3-4
DU	Aug 31	3-2	W	21-0-11-2	DNP	DNP	1-0-1-0	0-0-0-0	DNP
MER	Sep 01	3-0	W	DNP	DNP	1-0-1-0	17-0-14-4	0-0-3-0	DNP
PEP	Sep 05	3-0	W	14-0-5-1	DNP	DNP	5-0-8-1	DNP	4-2-0-0
at UTAH	Sep 07	3-1	W	19-0-14-2	DNP	DNP	14-1-7-3	0-0-2-0	7-1-4-7
at OSU	Sep 14	3-2	W	18-1-15-1	DNP	DNP	14-0-9-0	0-0-2-0	7-1-3-2
vs PUR	Sep 15	3-0	W	11-0-14-2	DNP	DNP	13-0-10-3	DNP	8-0-2-2
ASU	Sep 20	3-0	W	14-0-9-1	DNP	DNP	18-1-8-3	0-0-1-0	6-0-1-5
ARIZ	Sep 21	3-2	W	13-1-12-0	DNP	DNP	15-2-5-5	0-0-0-0	6-0-1-2
at STAN	Sep 27	0-3	L	0-0-1-0	DNP	DNP	6-0-7-3	DNP	7-1-1-1
at CAL	Sep 28	3-1	W	DNP	DNP	DNP	18-0-7-2	DNP	6-1-1-3
UCI	Oct 02	3-2	W	DNP	DNP	0-0-1-0	16-0-6-0	0-0-0-0	11-0-2-2
at UCLA	Oct 05	1-3	L	DNP	DNP	DNP	13-1-11-4	0-0-0-0	6-0-3-5
ORST	Oct 11	3-0	W	DNP	DNP	0-0-1-0	DNP	0-0-1-0	5-1-1-6
ORE	Oct 12	3-0	W	DNP	DNP	0-1-1-0	8-0-4-3	0-0-0-0	4-1-1-3
at WSU	Oct 18	3-1	W	DNP	DNP	0-0-0-0	DNP	0-0-0-0	10-1-4-9
at WASH	Oct 19	0-3	L	DNP	DNP	DNP	DNP	0-0-0-0	5-0-5-4
CAL	Oct 26	3-2	W	0-0-4-0	DNP	0-0-2-0	DNP	0-0-0-0	7-0-6-3
STAN	Oct 27	3-1	W	0-0-6-0	DNP	0-0-0-0	DNP	DNP	4-1-7-4
UCLA	Nov 02	3-1	W	0-0-14-0	DNP	0-0-0-0	DNP	DNP	3-2-3-3
at ORE	Nov 08	1-3	L	0-0-7-0	DNP	DNP	DNP	0-0-0-0	9-0-3-2
at ORST	Nov 09	3-0	W	0-0-6-0	DNP	DNP	1-0-0-0	0-0-0-0	5-1-8-1
WASH	Nov 16	3-2	W	11-0-17-3	DNP	0-0-0-0	0-1-0-3	0-0-0-0	6-0-4-6
WSU	Nov 17	3-0	W	0-1-8-0	DNP	DNP	10-0-7-2	0-1-0-0	5-2-3-6
at ARIZ	Nov 23	3-0	W	10-0-14-1	DNP	DNP	2-0-1-1	0-0-4-0	4-0-3-7
at ASU	Nov 24	3-0	W	17-0-10-1	DNP	DNP	3-0-0-0	0-0-1-0	4-0-5-1
PEP	Nov 30	3-0	W	11-0-17-0	DNP	DNP	1-0-0-0	0-0-0-0	6-1-2-1
LBSU	Dec 01	3-2	W	11-0-18-1	DNP	DNP	1-0-0-0	0-0-1-0	12-1-3-8

2007 USC Women's Volleyball Team Match-by-Match Stats

Date	Opponent	GP	-----ATTACK-----				SET A	-SERVE-			DEF DIG	-----BLOCK-----				GEN BHE	Points
			K	E	TA	Pct		SA	SE	BS		BA	BE	Total			
Aug 24, 2007	MICHIGAN STATE.....	3	42	15	102	.265	40	5	9	55	7	8	4	11.0	2	58.0	
Aug 25, 2007	ST. JOHN'S.....	4	70	23	161	.292	67	5	8	66	4	14	6	11.0	2	86.0	
Aug 25, 2007	LOYOLA MARYMOUNT.....	3	49	11	123	.309	46	3	1	68	5	16	0	13.0	4	65.0	
Aug 30, 2007	CAL STATE NORTHRIDGE...	3	52	14	118	.322	47	7	11	54	6	8	2	10.0	2	69.0	
Aug 31, 2007	DUKE.....	5	81	25	198	.283	77	6	9	76	7	4	4	9.0	1	96.0	
Sep 01, 2007	MERCER.....	3	61	17	116	.379	55	7	10	44	2	8	2	6.0	2	74.0	
Sep 05, 2007	PEPPERDINE.....	3	51	16	121	.289	46	7	10	42	1	8	3	5.0	2	63.0	
Sep 07, 2007	at Utah.....	4	59	27	154	.208	51	3	10	63	1	24	4	13.0	2	75.0	
Sep 14, 2007	at Ohio State.....	5	80	31	199	.246	76	8	15	83	0	16	3	8.0	3	96.0	
Sep 15, 2007	vs Purdue.....	3	54	8	112	.411	48	5	10	67	3	10	2	8.0	3	67.0	
Sep 20, 2007	ARIZONA STATE.....	3	55	14	126	.325	52	7	5	52	6	8	4	10.0	2	72.0	
Sep 21, 2007	ARIZONA.....	5	81	33	216	.222	71	9	10	86	5	16	5	13.0	2	103.0	
Sep 27, 2007	at Stanford.....	3	39	17	123	.179	36	2	6	37	5	6	3	8.0	0	49.0	
Sep 28, 2007	at California.....	4	63	23	150	.267	61	7	11	57	3	18	2	12.0	2	82.0	
Oct 02, 2007	UC IRVINE.....	5	76	28	185	.259	72	5	12	81	6	10	4	11.0	2	92.0	
Oct 05, 2007	at UCLA.....	4	53	25	150	.187	51	3	17	63	3	20	0	13.0	3	69.0	
Oct 11, 2007	OREGON STATE.....	3	52	17	113	.310	51	5	7	44	4	8	3	8.0	0	65.0	
Oct 12, 2007	OREGON.....	3	47	19	124	.226	43	5	1	56	7	18	1	16.0	2	68.0	
Oct 18, 2007	at Washington State....	4	71	24	168	.280	65	6	11	74	1	20	3	11.0	3	88.0	
Oct 19, 2007	at Washington.....	3	46	27	145	.131	44	2	9	58	2	10	3	7.0	3	55.0	
Oct 26, 2007	CALIFORNIA.....	5	85	35	225	.222	84	2	11	82	5	16	5	13.0	1	100.0	
Oct 27, 2007	STANFORD.....	4	72	20	183	.284	69	5	6	77	2	12	2	8.0	1	85.0	
Nov 02, 2007	UCLA.....	4	68	34	207	.164	64	4	11	87	6	10	0	11.0	5	83.0	
Nov 08, 2007	at Oregon.....	4	67	22	171	.263	65	2	8	65	4	6	2	7.0	1	76.0	
Nov 09, 2007	at Oregon State.....	3	53	13	115	.348	52	11	6	48	1	12	5	7.0	0	71.0	
Nov 16, 2007	WASHINGTON.....	5	90	30	236	.254	85	3	15	86	5	18	3	14.0	2	107.0	
Nov 17, 2007	WASHINGTON STATE.....	3	46	19	128	.211	41	6	5	58	5	16	0	13.0	0	65.0	
Nov 23, 2007	at Arizona.....	3	52	11	130	.315	44	3	8	58	3	20	3	13.0	0	68.0	
Nov 24, 2007	at Arizona State.....	3	56	16	132	.303	49	2	8	60	5	4	4	7.0	0	65.0	
Nov 30, 2007	PEPPERDINE.....	3	63	13	145	.345	58	2	9	64	0	6	1	3.0	1	68.0	
Dec 01, 2007	LONG BEACH STATE.....	5	86	27	218	.271	83	4	6	95	4	18	0	13.0	0	103.0	

2007 USC Women's Volleyball Opponent Match-by-Match Stats

Date	Opponent	GP	-----ATTACK-----				SET A	-SERVE-			DEF DIG	-----BLOCK-----				GEN BHE	Points
			K	E	TA	Pct		SA	SE	BS		BA	BE	Total			
Aug 24, 2007	MICHIGAN STATE.....	3	43	27	138	.116	39	2	13	40	0	6	2	3.0	3	48.0	
Aug 25, 2007	ST. JOHN'S.....	4	67	24	169	.254	63	2	10	60	0	10	8	5.0	1	74.0	
Aug 25, 2007	LOYOLA MARYMOUNT.....	3	46	30	156	.103	43	6	8	54	1	10	0	6.0	0	58.0	
Aug 30, 2007	CAL STATE NORTHRIDGE...	3	36	22	122	.115	31	4	8	39	0	9	3	4.5	1	44.5	
Aug 31, 2007	DUKE.....	5	85	29	203	.276	77	3	10	80	2	16	1	10.0	3	98.0	
Sep 01, 2007	MERCER.....	3	28	17	96	.115	25	1	3	34	0	9	1	4.5	2	33.5	
Sep 05, 2007	PEPPERDINE.....	3	43	22	115	.183	42	1	7	49	1	12	2	7.0	2	51.0	
Sep 07, 2007	at Utah.....	4	48	36	157	.076	46	4	9	57	1	26	3	14.0	5	66.0	
Sep 14, 2007	at Ohio State.....	5	67	30	192	.193	62	4	8	75	1	29	0	15.5	3	86.5	
Sep 15, 2007	vs Purdue.....	3	32	18	122	.115	29	1	6	46	3	0	3	3.0	6	36.0	
Sep 20, 2007	ARIZONA STATE.....	3	37	22	121	.124	35	1	4	44	0	12	0	6.0	2	44.0	
Sep 21, 2007	ARIZONA.....	5	70	29	197	.208	61	4	9	84	2	32	3	18.0	0	92.0	
Sep 27, 2007	at Stanford.....	3	61	20	127	.323	53	6	6	55	2	20	3	12.0	1	79.0	
Sep 28, 2007	at California.....	4	61	25	152	.237	54	4	8	51	0	25	5	12.5	2	77.5	
Oct 02, 2007	UC IRVINE.....	5	68	35	205	.161	65	4	14	73	3	10	3	8.0	0	80.0	
Oct 05, 2007	at UCLA.....	4	63	30	170	.194	51	6	12	66	3	25	2	15.5	3	84.5	
Oct 11, 2007	OREGON STATE.....	3	34	23	109	.101	34	5	7	33	0	6	2	3.0	1	42.0	
Oct 12, 2007	OREGON.....	3	48	29	144	.132	40	1	5	50	3	13	4	9.5	4	58.5	
Oct 18, 2007	at Washington State....	4	53	26	159	.170	48	6	7	60	4	16	3	12.0	0	71.0	
Oct 19, 2007	at Washington.....	3	45	17	128	.219	43	5	7	62	4	14	2	11.0	1	61.0	
Oct 26, 2007	CALIFORNIA.....	5	79	46	223	.148	75	4	8	88	3	32	2	19.0	2	102.0	
Oct 27, 2007	STANFORD.....	4	76	25	187	.273	73	3	7	83	2	14	4	9.0	0	88.0	
Nov 02, 2007	UCLA.....	4	54	29	183	.137	52	3	9	89	4	27	1	17.5	2	74.5	
Nov 08, 2007	at Oregon.....	4	78	21	175	.326	71	9	10	74	1	18	1	10.0	4	97.0	
Nov 09, 2007	at Oregon State.....	3	42	22	125	.160	38	3	4	43	1	14	2	8.0	0	53.0	
Nov 16, 2007	WASHINGTON.....	5	83	30	212	.250	81	3	10	96	1	37	3	19.5	0	105.5	
Nov 17, 2007	WASHINGTON STATE.....	3	31	33	137	-.015	31	4	3	50	0	11	0	5.5	1	40.5	
Nov 23, 2007	at Arizona.....	3	41	28	136	.096	40	5	5	58	2	2	1	3.0	0	49.0	
Nov 24, 2007	at Arizona State.....	3	41	25	137	.117	37	2	7	57	3	2	1	4.0	0	47.0	
Nov 30, 2007	PEPPERDINE.....	3	48	19	138	.210	46	2	6	65	2	2	2	3.0	0	53.0	
Dec 01, 2007	LONG BEACH STATE.....	5	81	28	232	.228	74	4	5	97	2	21	2	12.5	1	97.5	

USC Updated Career Records

Kills

1. Jennifer Kessy (1995-98).....	1,799
2. Jasmina Marinkovic (1995-98).....	1,699
3. Tracy Clark (1982-85).....	1,680
4. Lonise Norfleet (1987-90).....	1,636
5. April Ross (2000-03).....	1,576
6. Nancy Hillman (1985-88).....	1,534
7. Katie Haller (1990-93).....	1,528
8. Megan McCallister (1987-90).....	1,472
9. Keao Burdine (2001-04).....	1,461
10. Kelly Kuebler (1992-95).....	1,416

Kills Per Game
(min. 500 kills)

1. Asia Kaczor (2006-)	5.02
2. Jennifer Kessy (1995-98).....	4.33
3. Jasmina Marinkovic (1995-98).....	4.12
4. Vesna Dragicevic (1994-96).....	3.97
5. Lonise Norfleet (1987-90).....	3.96
6. April Ross (2000-03).....	3.73
7. Meika Wagner (1991-94).....	3.73
8. Cica Baccelli (1991-92).....	3.72
9. Nancy Hillman (1985-88).....	3.65
10. Katie Haller (1990-93).....	3.60

Attacks

1. Jennifer Kessy (1995-98).....	4,356
2. Katie Haller (1990-93).....	4,253
3. Nancy Hillman (1985-88).....	3,984
4. April Ross (2000-03).....	3,859
5. Keao Burdine (2001-04).....	3,716
6. Lonise Norfleet (1987-90).....	3,692
7. Tracy Clark (1982-85).....	3,666
8. Kelly Kuebler (1992-95).....	3,620
9. Jasmina Marinkovic (1995-98).....	3,543
10. Megan McCallister (1987-90).....	3,471

Attack Percentage (min. 1000 att.)

1. Emily Adams (2001-04).....	.414
.....	1,063-211-2,056
2. Bibiana Candelas (2002-05).....	.365
.....	1,250-251-2,737
3. Jasmina Marinkovic (1995-98).....	.355
.....	1,699-441-3,543
4. Katie Olsovsky (2000-03).....	.353
.....	1,053-297-2,142
Jennifer Pahl (1998-01).....	.353
.....	1,084-300-2,218
6. Meika Wagner (1991-94).....	.324
.....	1,269-435-2,575
7. Staci Venski (2002-05).....	.308
.....	425-113-1,013
8. Lauri Yust (1991-94).....	.305
.....	904-304-1,970
9. Asia Kaczor (2006-)302
.....	1,150-357-2,635
10. Cica Baccelli (1991-92).....	.301
.....	725-198-1,753
11. Jamie Hatchett (1985-88).....	.300
.....	535-175-1,202

Assists

1. Janice Mounts (1995-98).....	4,258
2. Toni Anderson (2000-03).....	3,825
3. Christine Brigman (1987-89).....	3,691
4. Missy McCaw (1990-93).....	3,319
5. Taylor Carico (2006-)	2,873
6. Tracy Lindquist (1999-02).....	2,766
7. Monika Cavaliere (1993-95).....	2,747
8. Sue Peters (1989-92).....	2,544

Assists Per Game
(min. 500 asst.)

1. Janice Mounts (1995-98).....	13.22
2. Taylor Carico (2006-)	12.66
3. Christine Brigman (1987-89).....	12.60
4. Monika Cavaliere (1993-95).....	11.45
5. Missy McCaw (1990-93).....	10.44
6. Nena Siljegovic (2004-05).....	10.20
7. Toni Anderson (2000-03).....	8.96
8. Sue Peters (1989-92).....	8.48
9. Tracy Lindquist (1999-02).....	6.67

Aces

1. Nancy Hillman (1985-88).....	170
2. April Ross (2000-03).....	161
3. Janice Johnson (1982-85).....	136
4. Kelly Kuebler (1992-95).....	109
5. Katie Haller (1990-93).....	107
6. Megan McCallister (1987-90).....	107
7. Tracy Clark (1982-85).....	106
8. Keao Burdine (2001-04).....	104
9. Christine Brigman (1987-89).....	97
10. Lonise Norfleet (1987-90).....	96

Aces Per Game (min. 40 aces)

1. Nancy Hillman (1985-88).....	0.41
2. April Ross (2000-03).....	0.38
3. Jill Daniels (1986-89).....	0.35
4. Asia Kaczor (2006-)	0.33
5. Vesna Dragicevic (1994-96).....	0.32
6. Christine Brigman (1987-90).....	0.28
7. Kelly Kuebler (1992-95).....	0.27
8. Keao Burdine (2001-04).....	0.25
9. Kirsti Olson (1993-96).....	0.25
10. Katie Haller (1990-93).....	0.25
Marcela Morales (1990-91).....	0.25
Megan McCallister (1987-90).....	0.25

Digs

1. Debora Seilhamer (2003-06).....	2,071
2. Katie Haller (1990-93).....	1,702
3. Nancy Hillman (1985-88).....	1,536
4. Kelly Kuebler (1992-95).....	1,471
5. Jennifer Kessy (1995-98).....	1,311
6. April Ross (2000-03).....	1,296
7. Keao Burdine (2001-04).....	1,241
8. Antoinette Polk (1997-00).....	1,164
9. Nicole Davis (2000-03).....	1,093
10. Yleana Carrasco (1986-89).....	1,050

Digs Per Game (min. 500 digs)

1. Debora Seilhamer (2003-06).....	5.13
2. Katie Haller (1990-93).....	4.01
3. Kelly Kuebler (1992-95).....	3.66
4. Nancy Hillman (1985-88).....	3.66
5. Jennifer Kessy (1995-98).....	3.16
6. Nicole Davis (2000-03).....	3.09
7. April Ross (2000-03).....	3.06
8. Janae Henry (1997-00).....	3.04
9. Keao Burdine (2001-04).....	3.01
10. Antoinette Polk (1997-00).....	2.87

Solo Blocks

1. Lauri Yust (1991-94).....	145
2. Jasmina Marinkovic (1995-98).....	131
3. Leslie Devereaux (1982-85).....	123
4. Emily Adams (2001-04).....	120
5. Stefanie Bodison (1988-91).....	108
6. Janice Johnson (1982-85).....	105
7. Katie Olsovsky (2000-03).....	91
8. Meika Wagner (1991-94).....	89
9. Megan McCallister (1987-90).....	89
10. Diane Copenhagen (2004-)	84

Block Assists

1. Jasmina Marinkovic (1995-98).....	430
2. Katie Olsovsky (2000-03).....	388
3. Lauri Yust (1991-94).....	379
4. Leslie Devereaux (1982-85).....	362
5. Emily Adams (2001-04).....	343
6. Stefanie Bodison (1988-91).....	337
7. Meika Wagner (1991-94).....	311
8. Jamie Hatchett (1985-88).....	301
9. Megan McCallister (1987-90).....	286
10. Bibiana Candelas (2002-05).....	284

Total Blocks

1. Jasmina Marinkovic (1995-98).....	561
2. Lauri Yust (1991-94).....	524
3. Leslie Devereaux (1982-85).....	485
4. Katie Olsovsky (2000-03).....	479
5. Emily Adams (2001-04).....	463
6. Stefanie Bodison (1988-91).....	445
7. Meika Wagner (1991-94).....	400
8. Jamie Hatchett (1985-88).....	383
9. Megan McCallister (1987-90).....	375
10. Bibiana Candelas (2002-05).....	356

Blocks Per Game (min. 100 blocks)

1. Alaina Kipps (1995-98).....	1.48
2. Lauri Yust (1991-94).....	1.40
3. Jasmina Marinkovic (1995-98).....	1.36
4. Emily Adams (2001-04).....	1.33
5. Jamie Hatchett (1985-88).....	1.33
6. Meika Wagner (1991-94).....	1.18
7. Katie Olsovsky (2000-03).....	1.17
8. Stefanie Bodison (1988-91).....	1.11
9. Bethany Johansen (2006-)	1.09
10. Jennifer Pahl (1998-2001).....	1.05
Trisonya Thompson (1985-87).....	1.05

Total Points

1. Keao Burdine (2001-04).....	1,689.5
2. Bibiana Candelas (2002-05).....	1,512.0
3. April Ross (2001*-03).....	1,430.0
4. Emily Adams (2001-04).....	1,412.5
5. Asia Kaczor (2006-)	1,312.5
6. Diane Copenhagen (2004-)	1,235.0
7. Katie Olsovsky (2001-03).....	1,018.0
8. Staci Venski (2002-05).....	988.0
9. Alicia Robinson (2001-04).....	902.0
10. Jessica Gysin (2006-)	728.0

Points Per Game

1. Asia Kaczor (2006-)	5.73
2. April Ross (2001*-03).....	4.53
3. Bibiana Candelas (2002-05).....	4.19
4. Keao Burdine (2001-04).....	4.10
5. Emily Adams (2001-04).....	4.05
6. Jessica Gysin (2006-)	3.47
7. Diane Copenhagen (2004-)	3.34
8. Katie Olsovsky (2001*-03).....	3.31
9. Jennifer Pahl (2001*).....	3.26
10. Staci Venski (2002-05).....	3.20

Most records begin in 1981. Assists, kills per game, assists per game, aces per game, digs per game and blocks per game begin in 1985. Points and points per game were instituted in 2001.

* Players who began their careers before points were compiled. The statistics indicated are only those compiled since 2001.

USC Updated Season Records

Kills

1. Asia Kaczor (2007).....	587
2. Asia Kaczor (2006).....	563
3. Jennifer Kessy (1998).....	554
4. Bibiana Candelas (2005).....	501
5. Jasmina Marinkovic (1998).....	494
6. Lonise Norfleet (1990).....	486
7. Jennifer Kessy (1997).....	477
8. Tracy Clark (1984).....	473
9. Katie Haller (1993).....	464
10. Megan McCallister (1988).....	463

Kills Per Game
(min. 100 kills)

1. Jennifer Kessy (1998).....	5.28
2. Asia Kaczor (2007).....	5.10
3. Tracy Clark (1985).....	4.97
4. Asia Kaczor (2006).....	4.94
5. Bibiana Candelas (2005).....	4.91
6. Jasmina Marinkovic (1998).....	4.80
7. Kelly Kuebler (1995).....	4.65
8. Lonise Norfleet (1990).....	4.58
9. Lonise Norfleet (1987).....	4.54
10. Nancy Hillman (1986).....	4.53

Attacks

1. Asia Kaczor (2007).....	1,363
2. Asia Kaczor (2006).....	1,272
3. Bibiana Candelas (2005).....	1,253
4. Katie Haller (1993).....	1,247
5. Jennifer Kessy (1998).....	1,239
6. Diane Copenhagen (2006).....	1,222
7. Staci Venski (2005).....	1,203
8. Katie Haller (1992).....	1,196
9. Nancy Hillman (1986).....	1,182
10. Nancy Hillman (1988).....	1,166

Attack Percentage
(min. 250 att.)

1. L. Devereaux (1985).....	.451 (245-35-466)
2. B. Candelas (2003).....	.434 (339-65-632)
3. Emily Adams (2003).....	.431 (731-147-1365)
4. Emily Adams (2002).....	.423 (310-64-581)
5. Jennifer Pahl (2000).....	.405 (334-66-662)
6. Jennifer Pahl (2001).....	.397 (249-63-469)
7. B. Candelas (2004).....	.396 (330-62-676)
8. J. Marinkovic (1997).....	.394 (442-93-885)
9. M. McCallister (1987).....	.391 (159-36-315)
10. Emily Adams (2004).....	.389 (318-60-664)

Assists

1. Janice Mounts (1998).....	1,490
2. Taylor Carico (2006).....	1,445
3. Taylor Carico (2007).....	1,428
4. Monika Cavaliere (1994).....	1,379
5. Janice Mounts (1997).....	1,327
6. Missy McCaw (1993).....	1,323
7. Janice Mounts (1996).....	1,318
8. Christine Brigman (1988).....	1,277
9. Christine Brigman (1987).....	1,233
10. Toni Anderson (2003).....	1,213

Assists Per Game
(min. 200 asst.)

1. Janice Mounts (1998).....	15.05
2. Christine Brigman (1988).....	13.44
3. Monika Cavaliere (1994).....	13.39
4. Janice Mounts (1996).....	13.31
5. Janice Mounts (1997).....	13.01
6. Taylor Carico (2006).....	12.68
7. Taylor Carico (2007).....	12.64
8. Missy McCaw (1993).....	12.48
9. Monika Cavaliere (1995).....	12.41
10. Kim Ruddins (1985).....	12.33

Aces

1. April Ross (2003).....	59
Nancy Hillman (1988).....	59
3. Janice Johnson (1982).....	53
4. Julie Mariani (1999).....	50
5. April Ross (2002).....	46
6. Megan McCallister (1988).....	43
7. Janae Henry (2000).....	40
Missy McCaw (1993).....	40
Christine Brigman (1989).....	40
10. Nancy Hillman (1987).....	39

Aces per Game
(min. 15 aces)

1. April Ross (2003).....	0.52
2. Julie Mariani (1999).....	0.47
Nancy Hillman (1988).....	0.47
4. April Ross (2002).....	0.43
5. Christine Brigman (1989).....	0.42
6. Nancy Hillman (1985).....	0.41
7. Janae Henry (2000).....	0.39
8. Missy McCaw (1993).....	0.38
Nancy Hillman (1987).....	0.38
10. April Ross (2000).....	0.36
Jill Daniels (1988).....	0.36

Digs

1. Debora Seilhamer (2006).....	721
2. Debora Seilhamer (2005).....	696
3. Debora Seilhamer (2004).....	571
4. Katie Haller (1992).....	504
5. Katie Haller (1991).....	489
6. Katie Haller (1993).....	473
7. Nancy Hillman (1988).....	464
8. Nicole Davis (2003).....	450
9. Nancy Hillman (1987).....	409
10. Nancy Hillman (1986).....	400

Digs Per Game
(min. 100 digs)

1. Debora Seilhamer (2005).....	6.82
2. Debora Seilhamer (2006).....	6.32
3. Debora Seilhamer (2004).....	5.39
4. Katie Haller (1992).....	4.71
5. Nicole Davis (2003).....	4.25
Katie Haller (1991).....	4.25
7. Alli Hillgren (2007).....	4.24
8. Katie Haller (1993).....	4.11
9. Kelly Kuebler (1995).....	3.98
10. Nancy Hillman (1986).....	3.96

Solo Blocks

1. Lauri Yust (1994).....	54
2. Jasmina Marinkovic (1995).....	48
3. Leslie Devereaux (1985).....	43
Anna Maria Lopez (1981).....	43
5. Diane Copenhagen (2006).....	42
Emily Adams (2002).....	42
7. Emily Adams (2003).....	40
Lauri Yust (1993).....	40
Lauri Yust (1991).....	40
10. Lonise Norfleet (1990).....	38

Block Assists

1. Alaina Kipps (1997).....	151
2. Jamie Hatchett (1988).....	149
3. Lauri Yust (1993).....	134
4. Leslie Devereaux (1985).....	133
5. Jasmina Marinkovic (1997).....	127
6. Janice Johnson (1985).....	121
7. Bibiana Candelas (2003).....	118
8. Emily Adams (2003).....	116
Stefanie Bodison (1991).....	116
10. Emily Adams (2004).....	115
Jennifer Pahl (2000).....	115

Total Blocks

1. Jamie Hatchett (1988).....	180
2. Leslie Devereaux (1985).....	176
3. Lauri Yust (1993).....	174
4. Alaina Kipps (1997).....	172
5. Emily Adams (2003).....	156
6. Jasmina Marinkovic (1997).....	152
7. Lauri Yust (1994).....	148
Janice Johnson (1984).....	148
9. Lauri Yust (1991).....	147
10. Stefanie Bodison (1991).....	146
Janice Johnson (1985).....	146

Blocks Per Game
(min. 40 blocks)

1. Leslie Devereaux (1985).....	1.98
2. Alaina Kipps (1997).....	1.61
3. Lauri Yust (1994).....	1.57
Janice Johnson (1985).....	1.57
5. Lauri Yust (1993).....	1.51
6. Jasmina Marinkovic (1997).....	1.46
Lauri Yust (1991).....	1.46
8. Jamie Hatchett (1988).....	1.42
9. Emily Adams (2003).....	1.39
10. Emily Adams (2002).....	1.38
Jasmina Marinkovic (1996).....	1.38

Total Points

1. Asia Kaczor (2007).....	670.0
2. Asia Kaczor (2006).....	642.5
3. Bibiana Candelas (2005).....	575.0
4. Diane Copenhagen (2006).....	528.0
5. April Ross (2003).....	524.5
6. Keao Burdine (2004).....	500.0
7. Emily Adams (2003).....	498.0
8. Staci Venski (2005).....	493.5
9. April Ross (2002).....	472.0
10. Bibiana Candelas (2003).....	441.0

Points Per Game

1. Asia Kaczor (2007).....	5.83
2. Asia Kaczor (2006).....	5.64
Bibiana Candelas (2005).....	5.64
4. Keao Burdine (2004).....	4.90
5. Staci Venski (2005).....	4.84
6. April Ross (2003).....	4.64
7. Diane Copenhagen (2006).....	4.63
8. Emily Adams (2003).....	4.45
April Ross (2001).....	4.45
10. April Ross (2002).....	4.41

Most records begin in 1981. Assists, kills per game, assists per game, aces per game, digs per game and blocks per game begin in 1985. Points and points per game were instituted in 2001.

* Players who began their careers before points were compiled. The statistics indicated are only those compiled since 2001.

USC Postseason History

1976 

1976	WIAIW Regional	USC d. UC Santa Barbara..... 2-0
		USC d. Cal State Northridge..... 2-0
		USC d. Pepperdine..... 2-0
		UCLA d. USC..... 0-2
		USC d. UCLA..... 3-0
		USC d. UCLA..... 1-0 (playoff)
	AIAW Pool 1	USC d. Texas..... 2-0
		USC d. Maryland..... 2-0
		USC d. Michigan State..... 2-0
		USC d. Eastern Kentucky..... 2-0
		USC d. Arizona..... 2-0
		USC d. Michigan State..... 2-0
		USC d. Pepperdine..... 2-0
		USC d. UCLA..... 2-1
	AIAW Quarterfinal	
	AIAW Semifinal	
	AIAW CHAMPIONSHIP	

1977 

1977	WIAIW Regional	USC d. UC Davis..... 2-0
		USC d. UC Santa Barbara..... 3-0
		USC d. UCLA..... 3-0
		USC d. UCLA..... 3-1
	AIAW Pool 1	USC d. Houston..... 2-0
		USC d. Illinois State..... 2-0
		USC d. Mississippi..... 2-0
		USC d. Kansas State..... 2-0
		USC d. Arizona..... 2-0
		USC d. Illinois State..... 3-0
		USC d. BYU..... 3-0
		USC d. Hawai'i..... 3-1
	AIAW Quarterfinal	
	AIAW Semifinal	
	AIAW CHAMPIONSHIP	
1978	WIAIW Regional	USC d. UC Santa Barbara..... 2-1
		USC d. Long Beach State..... 3-2
		USC d. San Diego State..... 3-1
		UCLA d. USC..... 1-3
		UCLA d. USC..... 0-1 (playoff)
	AIAW Pool 4	USC d. Mississippi..... 2-1
		USC d. Purdue..... 2-1
		USC d. BYU..... 2-0
		USC d. Northern Kentucky..... 2-0
		USC d. Portland State..... 2-0
		Hawai'i d. USC..... 1-3
		USC d. BYU..... 3-0
		San Diego State d. USC..... 1-3
	AIAW Quarterfinal	
	AIAW Consolation Semi	
	AIAW Fifth Place	
1979	WIAIW Regional	Pepperdine d. USC..... 1-3
		Long Beach State d. USC..... 0-2
		USC d. UC Santa Barbara..... 2-0

1980 

1980	WIAIW Regional	USC d. Stanford..... 3-1
		USC d. UCLA..... 3-1
		USC d. Pacific..... 3-1
		USC d. Pacific..... 3-2
	AIAW Pool I	USC d. Colorado State..... 2-0
		USC d. Penn State..... 2-0
		USC d. Houston..... 2-0
		USC d. San Diego State..... 2-0
		USC d. Cal Poly SLO..... 3-0
	AIAW Quarterfinal	USC d. Hawai'i..... 3-1
	AIAW Semifinal	
	AIAW CHAMPIONSHIP	USC d. Pacific..... 3-0

1981 

1981	NCAA Regional Semifinal	USC d. Arizona..... 3-0
	NCAA Regional Final	USC d. Hawai'i..... 3-1
	NCAA Semifinal	USC d. Pacific..... 3-2
	NCAA CHAMPIONSHIP	USC d. UCLA..... 3-2
1982	NCAA Regional Semifinal	USC d. Tennessee..... 3-0
	NCAA Regional Final	USC d. Purdue..... 3-0
	NCAA Semifinal	USC d. San Diego State..... 3-0
	NCAA Championship	Hawai'i d. USC..... 2-3
1983	NCAA First Round	Arizona d. USC..... 2-3
1984	NCAA First Round	USC d. Pepperdine..... 3-2
	NCAA Regional Semifinal	USC d. San Diego State..... 3-0
	NCAA Regional Finals	Stanford d. USC..... 2-3
1985	NCAA Regional Semifinal	USC d. Illinois..... 3-0
	NCAA Regional Final	USC d. Nebraska..... 3-2
	NCAA Semifinal	Stanford d. USC..... 1-3
	NCAA Third Place	USC d. UCLA..... 3-2
1987	NCAA First Round (West)	Colorado State d. USC..... 2-3
1988	NCAA First Round (West)	Stanford d. USC..... 0-3
1989	NCAA First Round (West)	Stanford d. USC..... 1-3
1991	NCAA First Round (West)	USC d. BYU..... 3-1
	NCAA Regional Semifinal	Stanford d. USC..... 2-3
1992	NCAA First Round (West)	USC d. Cal State Northridge..... 3-0
	NCAA Regional Semifinal	BYU d. USC..... 1-3
1993	NCAA First Round (West)	USC d. Radford..... 3-0
	NCAA Second Round	Stanford d. USC..... 1-3
1994	NCAA First Round (West) Bye
	NCAA Second Round	USC d. New Mexico..... 3-0
	NCAA Regional Semifinal	USC d. Arizona..... 3-0
	NCAA Regional Final	Stanford d. USC..... 0-3

USC Postseason History

1995	NCAA First Round (Pacific)	USC d. North Texas.....	3-0
	NCAA Second Round	USC d. Pacific.....	3-0
	NCAA Regional Semifinals	Stanford d. USC.....	0-3
1996	NCAA First Round (Pacific)	USC d. Southeast Missouri State	3-0
	NCAA Second Round	USC d. South Florida.....	3-0
	NCAA Regional Semifinal	Stanford d. USC.....	0-3
1997	NCAA First Round (Pacific)	USC d. Morgan State.....	3-0
	NCAA Second Round	USC d. San Diego.....	3-0
	NCAA Regional Semifinal	Nebraska d. USC.....	2-3
1998	NCAA First Round (East)	USC d. MD-Baltimore County	3-0
	NCAA Second Round	USC d. Texas A&M.....	3-1
	NCAA Regional Semifinal	Florida d. USC	1-3
1999	NCAA First Round (Central)	USC d. Hofstra	3-0
	NCAA Second Round	Minnesota d. USC.....	2-3
2000	NCAA First Round (Pacific)	USC d. Georgia State	3-0
	NCAA Second Round	USC d. Cal Poly.....	3-0
	NCAA Regional Semifinal	USC d. Florida	3-0
	NCAA Regional Final	USC d. Penn State.....	3-0
	NCAA Semifinal	Wisconsin d. USC.....	0-3
2001	NCAA First Round (Pacific)	USC d. Liberty.....	3-0
	NCAA Second Round	USC d. Duke.....	3-0
	NCAA Regional Semifinal	USC d. Ohio State	3-0
	NCAA Regional Final	Arizona d. USC.....	2-3



2002	NCAA First Round (Pacific)	USC d. San Diego.....	3-0
	NCAA Second Round	USC d. Texas A&M.....	3-0
	NCAA Regional Semifinal	USC d. Michigan State.....	3-0
	NCAA Regional Final	USC d. Pepperdine.....	3-0
	NCAA Semifinal	USC d. Florida	3-1
	NCAA CHAMPIONSHIP	USC d. Stanford.....	3-1



2003	NCAA First Round (Pacific)	USC d. New Hampshire.....	3-0
	NCAA Second Round	USC d. Loyola Marymount.....	3-0
	NCAA Regional Semifinal	USC d. Texas A&M.....	3-0
	NCAA Regional Final	USC d. UCLA.....	3-1
	NCAA Semifinal	USC d. Minnesota.....	3-0
	NCAA CHAMPIONSHIP	USC d. Florida	3-1
2004	NCAA First Round	USC d. College of Charleston.....	3-0
	NCAA Second Round	USC d. Kansas State.....	3-0
	NCAA Regional Semifinal	USC d. San Diego	3-1
	NCAA Regional Final	USC d. Nebraska.....	3-2
	NCAA Semifinal	Minnesota d. USC.....	3-1
2005	NCAA First Round	USC d. UC Santa Barbara	3-1
	NCAA Second Round	Pepperdine d. USC.....	3-0
2006	NCAA First Round	USC d. Mississippi.....	3-0
	NCAA Second Round	USC d. BYU.....	3-0
	NCAA Regional Semifinal	Hawai'i d. USC.....	3-2
2007	NCAA First Round	USC d. Pepperdine.....	3-0
	NCAA Second Round	USC d. Long Beach State.....	3-2

2007 USC Women's Volleyball
 USC Combined Team Statistics (as of Dec 01, 2007)
 All matches

RECORD:	OVERALL	HOME	AWAY	NEUTRAL
ALL MATCHES.....	(27-4)	(19-0)	(7-4)	(1-0)
CONFERENCE.....	(14-4)	(9-0)	(5-4)	(0-0)
NON-CONFERENCE.....	(13-0)	(10-0)	(2-0)	(1-0)

##	STATS SUMMARY	ATTACK					SET		SERVE			RE	DIG			BLOCKING			B/G	BE	BHE	Points
		G	K	K/G	E	TA	Pct	A	A/G	SA	SE		SA/G	DIG	D/G	BS	BA	Total				
7	Kaczor, Asia	115	587	5.10	176	1363	.302	42	0.37	38	58	0.33	-	258	2.24	12	66	78	0.68	7	8	670.0
5	Gysin, Jessica	96	288	3.00	122	754	.220	25	0.26	7	23	0.07	-	211	2.20	15	32	47	0.49	16	1	326.0
12	Copenhagen, Diane	83	209	2.52	58	608	.248	30	0.36	4	6	0.05	-	241	2.90	11	11	22	0.27	5	4	229.5
21	Roleder, Kimmee	69	194	2.81	81	511	.221	12	0.17	10	31	0.14	-	118	1.71	20	20	40	0.58	12	4	234.0
32	Garrett, Zoe	106	193	1.82	70	486	.253	28	0.26	21	29	0.20	-	82	0.77	20	88	108	1.02	17	0	278.0
10	Johansen, Bethany	107	148	1.38	29	326	.365	41	0.38	0	1	0.00	-	42	0.39	20	95	115	1.07	13	7	215.5
9	Carigo, Taylor	113	124	1.10	30	269	.349	1428	12.64	19	27	0.17	-	233	2.06	8	49	57	0.50	6	18	175.5
2	Urango, Geena	111	109	0.98	62	323	.146	26	0.23	36	55	0.32	-	322	2.90	4	4	8	0.07	3	6	151.0
6	Bishop, Katelyn	56	57	1.02	19	119	.319	11	0.20	1	8	0.02	-	29	0.52	8	19	27	0.48	3	1	75.5
11	Siemiakowska, Marta	19	9	0.47	5	26	.154	0	0.00	0	0	0.00	-	9	0.47	0	4	4	0.21	1	0	11.0
3	Hillgren, Alli	103	1	0.01	1	4	.000	36	0.35	13	27	0.13	-	437	4.24	0	0	0	0.00	0	0	14.0
14	Miller, Mychaela	15	1	0.07	0	3	.333	24	1.60	1	5	0.07	-	6	0.40	0	0	0	0.00	0	1	2.0
24	Wilson, Chelsea	45	0	0.00	1	1	-1.000	90	2.00	1	5	0.02	-	18	0.40	0	0	0	0.00	0	3	1.0
13	Avol, Shelby	1	0	0.00	0	1	.000	0	0.00	0	0	0.00	-	0	0.00	0	0	0	0.00	0	0	0.0
Team																						
USC.....		115	1920	16.70	654	4794	.264	1793	15.59	151	275	1.31	112	2006	17.44	118	388	312.0	2.71	83	53	2383.0
Opponents.....		115	1689	14.69	817	4867	.179	1559	13.56	112	235	0.97	152	1912	16.63	51	480	291.0	2.53	69	50	2092.0

TEAM STATISTICS	USC	OPP	DATE	OPPONENT	W/L	SCORE	SCORE-BY-GAME	ATTEND
ATTACK.....			Aug 24	MICHIGAN STATE	W	3-0	30-24, 30-23, 30-25	445
Kills.....	1920	1689	Aug 25	ST. JOHN'S	W	3-1	30-28, 30-25, 22-30, 30-22	300
Errors.....	654	817	Aug 25	LOYOLA MARYMOUNT	W	3-0	30-21, 32-30, 30-18	500
Total Attacks.....	4794	4867	Aug 30	CAL STATE NORTHRIDGE	W	3-0	30-18, 30-22, 31-29	320
Attack Pct.....	.264	.179	Aug 31	#14 DUKE	W	3-2	26-30, 30-26, 30-20, 24-30, 19-17	1813
Kills/Game.....	16.7	14.7	Sep 01	MERCER	W	3-0	30-19, 30-14, 30-26	301
SET.....			Sep 05	PEPPERDINE	W	3-0	30-22, 30-23, 30-28	360
Assists.....	1793	1559	Sep 07	at Utah	W	3-1	30-14, 30-28, 22-30, 30-19	728
Assists/Game.....	15.6	13.6	Sep 14	at #20 Ohio State	W	3-2	27-30, 30-20, 28-30, 30-26, 16-14	1962
SERVE.....			Sep 15	vs Purdue	W	3-0	30-17, 30-19, 30-18	-
Aces.....	151	112	* Sep 20	ARIZONA STATE	W	3-0	30-14, 30-21, 30-25	317
Errors.....	275	235	* Sep 21	ARIZONA	W	3-2	24-30, 30-27, 30-32, 30-22, 15-10	934
Aces/Game.....	1.3	1.0	* Sep 27	at #2 Stanford	L	0-3	21-30, 27-30, 21-30	2678
SERVE RECEPTIONS....			* Sep 28	at #10 California	W	3-1	17-30, 30-25, 30-19, 30-27	1880
Errors.....	112	152	Oct 02	UC IRVINE	W	3-2	27-30, 28-30, 30-26, 30-26, 15-5	350
Errors/Game.....	1.0	1.3	* Oct 05	at #5 UCLA	L	1-3	26-30, 30-25, 25-30, 22-30	3303
DEFENSE.....			* Oct 11	OREGON STATE	W	3-0	30-18, 30-23, 30-22	363
Digs.....	2006	1912	* Oct 12	#19 OREGON	W	3-0	30-25, 30-20, 30-26	1265
Digs/Game.....	17.4	16.6	* Oct 18	at Washington State	W	3-1	30-25, 20-30, 30-24, 30-18	537
BLOCKING.....			* Oct 19	at #5 Washington	L	0-3	26-30, 28-30, 19-30	4027
BBlock Solo.....	118	51	* Oct 26	#9 CALIFORNIA	W	3-2	30-21, 37-39, 30-26, 33-35, 15-10	632
BBlock Assist.....	388	480	* Oct 27	#3 STANFORD	W	3-1	20-30, 30-25, 30-24, 30-28	1417
Total Blocks.....	312.0	291.0	* Nov 02	#9 UCLA	W	3-1	24-30, 30-27, 30-26, 30-24	2142
BBlocks Per Game...	2.7	2.5	* Nov 08	at #20 Oregon	L	1-3	21-30, 26-30, 30-28, 28-30	988
BBlock Errors.....	83	69	* Nov 09	at Oregon State	W	3-0	30-27, 30-18, 30-19	1289
BALL HANDLING ERRORS	53	50	* Nov 16	#5 WASHINGTON	W	3-2	25-30, 29-31, 32-30, 30-27, 18-16	1081
ATTENDANCE.....			* Nov 17	WASHINGTON STATE	W	3-0	30-19, 30-19, 30-22	1438
Total.....	16971	19125	* Nov 23	at Arizona	W	3-0	30-25, 30-24, 30-18	823
Dates/Avg Per Date	19/893	11/1739	* Nov 24	at Arizona State	W	3-0	30-26, 30-23, 30-18	910
Neutral site #/Avg	1/0		Nov 30	PEPPERDINE	W	3-0	30-22, 30-23, 31-29	1673
Current win streak	7	-	Dec 01	#25 LONG BEACH STATE	W	3-2	28-30, 30-24, 30-25, 21-30, 15-11	1320
Home win streak...	19	-						

2007 USC Women's Volleyball
 USC Combined Team Statistics (as of Dec 01, 2007)
 2007 Postseason

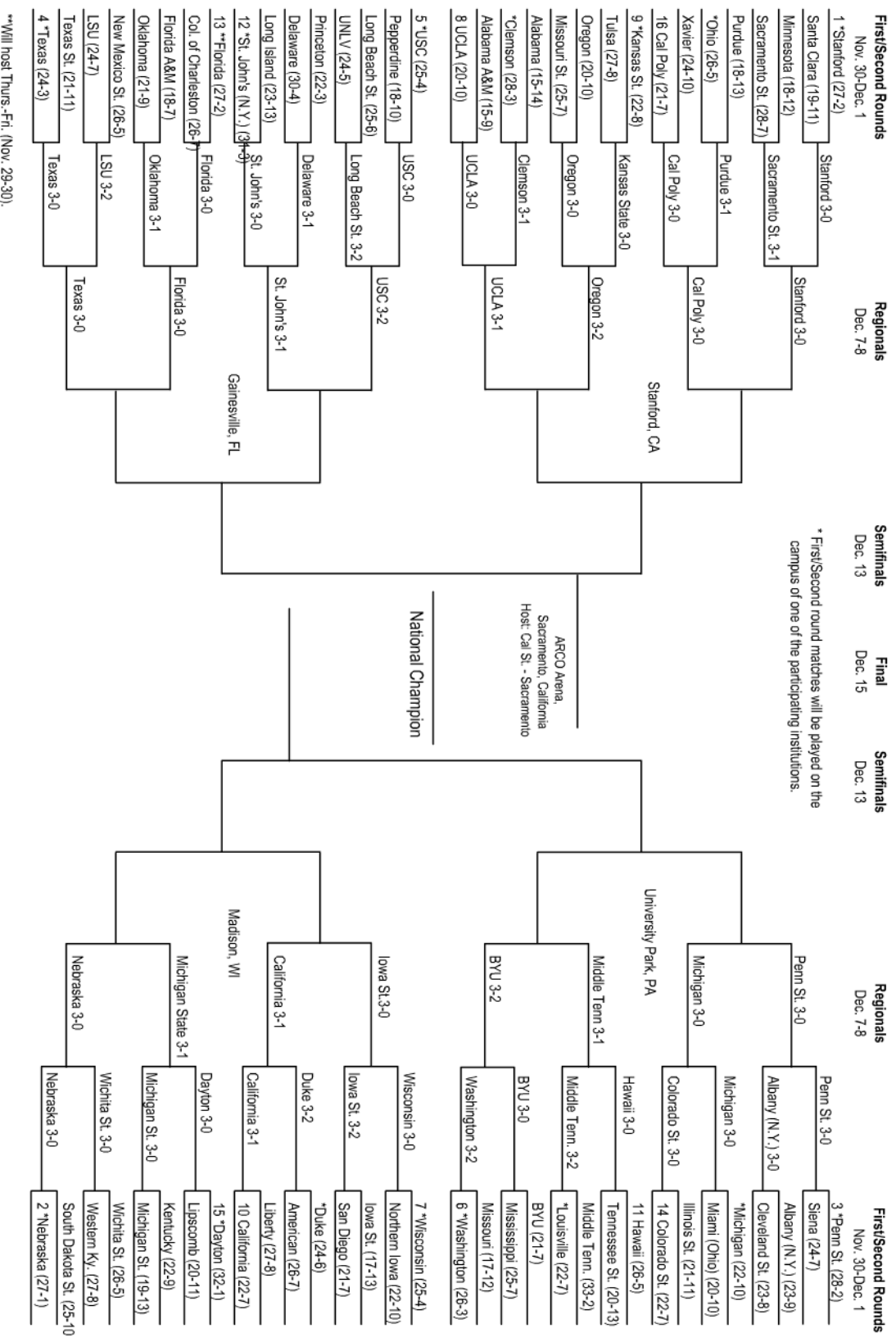
RECORD:	OVERALL	HOME	AWAY	NEUTRAL
ALL MATCHES.....	(2-0)	(2-0)	(0-0)	(0-0)
CONFERENCE.....	(0-0)	(0-0)	(0-0)	(0-0)
NON-CONFERENCE.....	(2-0)	(2-0)	(0-0)	(0-0)

##	STATS SUMMARY	ATTACK					SET		SERVE			DIG			BLOCKING					Points		
		G	K	K/G	E	TA	Pct	A	A/G	SA	SE	SA/G	RE	DIG	D/G	BS	BA	Total	B/G		BE	BHE
7	Kaczor, Asia	8	53	6.62	11	122	.344	7	0.88	0	4	0.00	-	22	2.75	0	3	3	0.38	0	0	54.5
5	Gysin, Jessica	8	27	3.38	7	58	.345	1	0.12	0	0	0.00	-	3	0.38	1	4	5	0.62	1	0	30.0
12	Copenhagen, Diane	8	22	2.75	9	86	.151	6	0.75	0	0	0.00	-	35	4.38	1	0	1	0.12	0	0	23.0
32	Garrett, Zoe	8	18	2.25	5	34	.382	5	0.62	2	0	0.25	-	5	0.62	1	8	9	1.12	0	0	25.0
10	Johansen, Bethany	8	13	1.62	4	32	.281	3	0.38	0	0	0.00	-	6	0.75	1	4	5	0.62	0	0	16.0
9	Carico, Taylor	8	10	1.25	4	20	.300	105	13.12	2	2	0.25	-	18	2.25	0	5	5	0.62	0	1	14.5
2	Urango, Geena	8	3	0.38	0	5	.600	1	0.12	1	5	0.12	-	27	3.38	0	0	0	0.00	0	0	4.0
21	Roleder, Kimmee	4	2	0.50	0	3	.667	0	0.00	0	1	0.00	-	0	0.00	0	0	0	0.00	0	0	2.0
6	Bishop, Katelyn	4	1	0.25	0	3	.333	0	0.00	0	0	0.00	-	0	0.00	0	0	0	0.00	0	0	1.0
24	Wilson, Chelsea	4	0	0.00	0	0	.000	8	2.00	0	1	0.00	-	1	0.25	0	0	0	0.00	0	0	0.0
3	Hillgren, Alli	8	0	0.00	0	0	.000	5	0.62	1	2	0.12	-	42	5.25	0	0	0	0.00	0	0	1.0
	#TM																					
	USC.....	8	149	18.62	40	363	.300	141	17.62	6	15	0.75	6	159	19.88	4	24	16.0	2.00	1	1	171.0
	Opponents.....	8	129	16.12	47	370	.222	120	15.00	6	11	0.75	6	162	20.25	4	23	15.5	1.94	4	1	150.5

TEAM STATISTICS	USC	OPP	DATE	OPPONENT	W/L	SCORE	SCORE-BY-GAME	ATTEND
ATTACK.....			Nov 30	PEPPERDINE	W	3-0	30-22,30-23,31-29	1673
Kills.....	149	129	Dec 01	#25 LONG BEACH STATE	W	3-2	28-30,30-24,30-25,21-30,15-11	1320
Errors.....	40	47						
Total Attacks.....	363	370						
Attack Pct.....	.300	.222						
Kills/Game.....	18.6	16.1						
SET.....								
Assists.....	141	120						
Assists/Game.....	17.6	15.0						
SERVE.....								
Aces.....	6	6						
Errors.....	15	11						
Aces/Game.....	0.8	0.8						
SERVE RECEPTIONS....								
Errors.....	6	6						
Errors/Game.....	0.8	0.8						
DEFENSE.....								
Digs.....	159	162						
Digs/Game.....	19.9	20.2						
BLOCKING.....								
Block Solo.....	4	4						
Block Assist.....	24	23						
Total Blocks.....	16.0	15.5						
Blocks Per Game...	2.0	1.9						
Block Errors.....	1	4						
BALL HANDLING ERRORS	1	1						
ATTENDANCE.....								
Total.....	2993	0						
Dates/Avg Per Date	2/1496	0/0						
Neutral site #/Avg	0/0							
Current win streak	2	-						
Home win streak...	2	-						



2007 Division I Women's Volleyball Championship



**Will host Thurs.-Fri. (Nov. 29-30).