

Freshmen Brittany Schutte, Kelsey Horton, Erin Schuppert, Samantha Holle, Ensley Gammel, Alyese Staf
and Brittany Walker



HISTORY & RECORDS



YEAR-BY-YEAR

2009 63-5, 26-1

WCWS Championship participant, Finish 2nd
 NCAA Super Regional Host and Champion
 NCAA Regional Host and Champion - No. 1 National Seed
 SEC Tournament Champion
 SEC Regular Season Champion
Head Coach: Tim Walton

Date	Opponent	Results
2/6	vs. Baylor	W, 3-0
2/7	vs. Baylor	W, 8-0
2/8	vs. Baylor	L, 1-0
2/11	at Jacksonville	W, 11-0
2/13	vs. Texas Tech!	W, 11-0
2/13	vs. Coastal Carolina!	W, 8-0
2/14	vs. FAU!	W, 13-0
2/14	vs. South Alabama!	W, 13-0
2/15	vs. Georgia Tech!	W, 11-1
2/19	vs. No. 14/14 Fresno St.#	W, 8-0
2/19	vs. No. 3/7 Arizona St.#	W, 8-2
2/20	vs. No. 17/19 Nevada#	W, 5-0
2/20	vs. No. 7/3 Washington#	L, 1-0 (9)
2/21	vs. UNLV#	W, 5-1
2/25	vs. No. 6/6 Michigan	W, 4-0
2/27	vs. Pacific\$	W, 10-5
2/27	vs. USF\$	W, 8-0
2/28	vs. Illinois\$	W, 9-1
2/28	vs. Texas Tech\$	W, 7-3
3/1	vs. Illinois\$	W, 7-2
3/1	vs. USF\$	W, 9-1
3/7	at South Carolina*	W, 4-2 (8)
3/7	at South Carolina*	W, 3-1
3/7	at South Carolina*	W, 6-0
3/11	vs. No. 8/7 Georgia*	W, 15-0
3/11	vs. No. 8/7 Georgia*	W, 4-0
3/14	at Ole Miss*	W, 2-0
3/14	at Ole Miss*	W, 12-0
3/15	at Ole Miss*	W, 4-0
3/18	vs. FIU	W, 3-2
3/18	vs. FIU	W, 5-0
3/21	vs. No. 6/6 Tennessee*	W, 7-0
3/21	vs. No. 6/6 Tennessee*	W, 7-0
3/22	vs. No. 6/6 Tennessee*	W, 4-1
3/28	vs. No. 4/5 Alabama*	W, 9-1
3/28	vs. No. 4/5 Alabama*	W, 10-1
3/29	vs. No. 4/5 Alabama*	L, 6-4
4/1	at Auburn*	W, 3-0
4/1	at Auburn*	W, 7-1
4/4	vs. Mississippi State*	W, 11-2
4/4	vs. Mississippi State*	W, 6-2
4/5	vs. Mississippi State*	W, 3-0
4/8	vs. No. 21/rv Florida St	W, 4-3 (9)
4/11	at Kentucky*	W, 1-0 (9)
4/11	at Kentucky*	W, 6-0
4/15	vs. UCF	W, 3-0
4/18	at No. 18/19 LSU*	W, 3-0
4/18	at No. 18/19 LSU*	W, 1-0
4/19	at No. 18/19 LSU*	W, 12-0
4/25	vs. Arkansas*	W, 11-0
4/25	vs. Arkansas*	W, 11-0
4/26	vs. Arkansas*	W, 6-0
5/2	vs. Longwood	W, 11-0
5/2	vs. Longwood	W, 6-0
5/3	vs. Longwood	W, 3-1
5/7	vs. Auburn&	W, 3-0
5/8	at No. 18/16 Tennessee&	W, 11-3
5/9	vs. No. 5/3 Alabama&	W, 8-5
5/15	vs. Florida A&M+	W, 12-0
5/16	vs. Texas A&M+	W, 7-1
5/17	vs. Lehigh+	W, 9-0
5/24	vs. No. 14/16 Cal~	W, 2-0
5/24	vs. No. 14/16 Cal~	W, 2-1
5/28	vs. No. 6/7 Arizona@	W, 3-0
5/29	vs. No. 7/6 Michigan@	W, 1-0
5/31	vs. No. 4/3 Alabama@	W, 6-5
6/1	vs. No. 3/4 Washington@	L, 8-0
6/2	vs. No. 3/4 Washington@	L, 3-2

! - Lipton Invitation (Gainesville, Fla.)
 # - Cathedral City Classic (Palm Spring, Calif.)
 \$ - Cox Invitational (Gainesville, Fla.)
 * - Southeastern Conference game
 & - SEC Tournament (Knoxville, Tenn.)
 + - NCAA Regional (Gainesville, Fla.)
 ~ - NCAA Super Regional (Gainesville, Fla.)
 @ - Women's College World Series (Oklahoma City, Okla.)

2008 70-5, 27-1

WCWS Participant, Finish t3rd
 NCAA Super Regional Host and Champion
 NCAA Regional Host and Champion - No. 1 National Seed
 SEC Tournament Champion
 SEC Regular Season Champion
 NCAA Record Most Wins in a Season
Head Coach: Tim Walton

Date	Opponent	Results
2/8	vs. Bethune-Cookman!	W, 10-0
2/8	vs. Florida Gulf Coast!	W, 6-4
2/9	vs. Illinois!	W, 3-2
2/9	vs. Memphis!	W, 9-0
2/10	at USF!	W, 5-1
2/13	Mercer	W, 5-0
2/13	Mercer	W, 12-1
2/15	East Tennessee State#	W, 9-0
2/15	College of Charleston#	W, 10-0
2/16	North Carolina#	W, 4-0
2/16	East Tennessee State#	W, 10-1
2/17	North Carolina#	W, 1-0 (9)
2/20	Hofstra	W, 5-0
2/22	Gardner-Webb\$	W, 15-1
2/22	North Florida\$	W, 3-0
2/23	Notre Dame\$	W, 3-2
2/23	Gardner-Webb\$	W, 4-3
2/24	Notre Dame\$	W, 5-2
2/27	at Long Beach State	L, 2-1 (10)
2/29	vs. Oregon State^	W, 8-0
2/29	vs. Pacific^	W, 10-2
3/1	at Cal State Fullerton^	W, 2-0
3/2	vs. Louisville^	W, 4-2
3/2	vs. No. 3/10 Stanford^	W, 4-3
3/8	Ole Miss*	W, 4-3
3/8	Ole Miss*	W, 4-3
3/9	Ole Miss*	W, 5-2
3/12	at No. 2/3 Alabama*	L, 1-0
3/12	at No. 2/3 Alabama*	W, 8-4
3/14	at Arkansas*	W, 1-0
3/14	at Arkansas*	W, 3-1
3/15	at Arkansas*	W, 7-2
3/19	Iowa	W, 6-1
3/22	Longwood	W, 9-1
3/22	Longwood	W, 6-0
3/23	Longwood	W, 11-2
3/26	South Carolina*	W, 6-0
3/26	South Carolina*	W, 1-0
3/29	No. 8/8 LSU*	W, 6-1
3/29	No. 8/8 LSU*	W, 2-0
3/30	No. 8/8 LSU*	W, 7-0
4/5	at No. 23 Mississippi St.*	W, 5-0
4/5	at No. 23 Mississippi St.*	W, 7-2
4/6	at No. 23 Mississippi St.*	W, 5-0
4/12	at No. 17/19 Georgia*	W, 5-0
4/12	at No. 17/19 Georgia*	W, 9-5
4/13	at No. 17/19 Georgia*	W, 5-2
4/16	at Florida State	W, 6-1
4/16	at Florida State	W, 14-4
4/19	Kentucky*	W, 8-0
4/19	Kentucky*	W, 6-5
4/20	Kentucky*	W, 8-0
4/22	Jacksonville	W, 2-0
4/22	Jacksonville	W, 5-0
4/26	Auburn*	W, 3-1
4/26	Auburn*	W, 7-2
4/27	Auburn*	W, 10-1
5/3	at No. 12/13 Tennessee*	W, 4-2
5/3	at No. 12/13 Tennessee*	*W, 6-5 (11)
5/4	at No. 12/13 Tennessee*	W, 5-3
5/8	vs. Ole Miss&	W, 1-0
5/9	vs. No. 12/13 Tennessee&	W, 6-1
5/10	vs. No. 3/3 Alabama&	W, 4-1
5/16	Georgia Tech+	W, 7-2
5/17	UCF+	W, 3-0
5/18	UCF+	L, 1-0 (8)
5/18	UCF+	W, 10-0
5/23	No. 24/25 California~	W, 4-2
5/24	No. 24/25 California~	W, 4-2 (9)
5/29	vs. No. 16/17UL-Lafayette@	L, 3-2 (8)
5/31	vs. No. 16/17 Virginia Tech@	W, 2-0 (9)
5/31	vs. No. 3/5 UCLA@	W, 2-0
6/1	vs. No. 4/5 Texas A&M@	W, 6-1
6/1	vs. No. 4/5 Texas A&M@	L, 1-0 (9)

! - USF Wilson Invitational (Tampa, Fla.)
 # - Cox Communications Classic (Gainesville, Fla.)
 \$ - Aquafina Invitational (Gainesville, Fla.)
 ^ - Worth Invitational (Fullerton, Calif.)
 * - Southeastern Conference game

& - SEC Tournament (Baton Rouge, La.)
 + - NCAA Regional (Gainesville, Fla.)
 ~ - NCAA Super Regional (Gainesville, Fla.)
 @ - Women's College World Series (Oklahoma City, Okla.)

2007 50-22, 17-11

NCAA Super Regional Participant
 NCAA Regional Host & Champion - No. 12 National Seed
 SEC Tournament Runner-Up
Head Coach: Tim Walton

Date	Opponent	Results
2/9	vs. Northwestern State!	W, 4-0
2/9	vs. Oregon (rv)!	W, 2-1
2/10	vs. No. 1/1 Arizona!	W, 3-1 (8)
2/10	vs. Wisconsin!	L, 4-3 (9)
2/11	vs. New Mexico!	W, 5-0
2/14	No. 24/rv South Florida	W, 2-1
2/14	No. 24/rv South Florida	W, 4-1
2/16	Fordham#	W, 5-3
2/16	Chattanooga#	W, 5-1
2/17	No. 24/rv NC State#	L, 1-0 (8)
2/17	Marshall#	W, 9-4
2/18	Marshall#	W, 4-0
2/18	No. 24/rv NC State#	L, 4-3
2/21	North Florida	W, 5-0
2/21	North Florida	W, 1-0
2/23	No. 24/25 UMass\$	W, 1-0
2/23	DePaul (rv/rv)\$	L, 5-0
2/24	Georgia Tech (rv/rv)\$	W, 5-1
2/24	No. 16/17 Baylor\$	L, 7-6
2/26	Eastern Michigan	W, 4-0
2/26	Eastern Michigan	W, 9-1 (6)
3/2	vs. No. 24/rv Illinois St.^	L, 1-0
3/2	vs. Long Beach St.^	W, 3-2
3/3	at No. 12/14 UCLA^	L, 10-2 (6)
3/3	vs. Loyola-Chicago^	W, 2-0
3/4	vs. No. 24/rv Illinois St.^	L, 1-0
3/10	No. 1/1 Tennessee*	L, 1-0 (10)
3/10	No. 1/1 Tennessee*	W, 4-0
3/11	No. 1/1 Tennessee*	L, 3-1
3/14	No. 2/4 Alabama*	L, 6-2
3/14	No. 2/4 Alabama*	W, 8-4
3/17	at No. 10/12 LSU*	L, 7-0
3/17	at No. 10/12 LSU*	L, 4-1
3/18	at No. 10/12 LSU*	L, 2-1
3/21	Florida International	W, 5-3
3/21	Florida International	W, 9-0 (6)
3/22	Princeton	W, 1-0
3/22	Princeton	W, 9-0 (5)
3/25	No. 18/19 Georgia*	W, 5-2
3/25	No. 18/19 Georgia*	W, 14-0 (5)
3/26	No. 18/19 Georgia*	W, 5-1
3/31	at Ole Miss*	L, 2-1 (10)
3/31	at Ole Miss*	L, 4-2
4/1	at Ole Miss*	W, 8-4
4/4	Florida State (rv)	W, 5-1
4/4	Florida State (rv)	W, 4-3
4/6	Arkansas*	W, 4-0
4/6	Arkansas*	W, 5-0
4/7	Arkansas*	L, 1-0
4/14	at Auburn*	W, 3-0
4/15	at Auburn*	L, 6-5
4/15	at Auburn*	W, 2-0
4/21	Longwood	W, 7-1
4/21	Longwood	W, 8-1
4/22	Longwood	W, 5-0
4/24	at South Carolina (rv)*	W, 8-0
4/24	at South Carolina (rv)*	W, 10-0
4/27	Mississippi State*	L, 4-3
4/27	Mississippi State*	W, 2-1
4/28	Mississippi State*	W, 3-2 (9)
5/5	Kentucky*	W, 7-3
5/5	Kentucky*	W, 7-4
5/6	Kentucky*	W, 8-0
5/10	vs. Mississippi State&	W, 3-0
5/11	vs. No. 1/1 Tennessee&	W, 1-0
5/12	vs. No. 5/6 LSU&	L, 1-0 (9)
5/18	Stetson+	W, 7-0
5/19	No. 17/17 Georgia Tech+	W, 8-0
5/20	No. 18/23 Texas+	W, 3-0
5/25	at No. 7/7 Texas A&M~	L, 2-0
5/26	at No. 7/7 Texas A&M~	W, 3-2
5/26	at No. 7/7 Texas A&M~	L, 2-0

! - Kajikawa Classic (Tempe, Ariz.)
 # - Cox Communications Classic
 \$ - NFCA Leadoff Classic (Columbus, Ga.)
 ^ - Stacey Winsberg Memorial Tournament (Los Angeles, Calif.)
 * - Southeastern Conference game
 & - SEC Tournament (Auburn, Ala.)
 + - NCAA Regional (Gainesville, Fla.)
 ~ - NCAA Super Regional (College Station, Texas)



YEAR-BY-YEAR

2006 43-25, 17-13

NCAA Regional Hosts - No. 16 National Seed
Southeastern Conference Tournament
Head Coach: Tim Walton

Date	Opponent	Results
2/10	vs. Kansas (rv)!	L, 6-0
2/10	vs. No. 22/rv Oregon!	L, 5-4
2/11	vs. No. 22/rv Oregon!	L, 6-2
2/11	at Houston!	W, 7-2
2/12	vs. TAMU Corpus Christi!	W, 16-1
2/15	USF	W, 3-2 (8)
2/17	Penn State#	W, 3-1
2/17	Longwood#	W, 13-3 (5)
2/18	No. 21/21 DePaul#	L, 7-4
2/18	No. 1/1 Michigan#	W, 3-2
2/19	No. 1/1 Michigan#	L, 4-0
2/19	Longwood#	W, 6-0
2/22	Hofstra	W, 7-3
2/22	Hofstra	W, 6-3
2/24	Illinois\$	W, 11-10 (9)
2/24	Florida Atlantic\$	W, 9-1 (5)
3/1	at USF	W, 2-0
3/3	Central Michigan^	W, 4-2
3/3	Seton Hall^	L, 4-3
3/4	Southern Miss^	W, 4-1
3/4	Seton Hall^	W, 3-0
3/5	Southern Miss^	W, 3-1
3/5	Central Michigan^	W, 8-0
3/7	at Alabama*	L, 5-0
3/7	at Alabama*	L, 3-1
3/8	at Alabama*	L, 1-0
3/11	vs. Iowa State%	W, 8-3
3/11	at Stetson%	L, 2-0
3/12	vs. Iowa State%	W, 5-0
3/12	vs. Canisius%	W, 2-0
3/18	at Ole Miss*	W, 9-0
3/18	at Ole Miss*	W, 10-2
3/19	at Ole Miss*	W, 8-1
3/22	Jacksonville	W, 5-0
3/25	Arkansas*	W, 9-8
3/25	Arkansas*	L, 5-1
3/26	Arkansas*	W, 3-2 (10)
3/28	Auburn*	L, 2-1
3/28	Auburn*	W, 5-4 (9)
3/29	Auburn*	W, 5-0
4/1	at Mississippi State*	W, 7-1
4/1	at Mississippi State*	W, 2-0
4/2	at Mississippi State*	W, 2-1
4/5	at Florida State	L, 4-0
4/5	at Florida State	L, 6-5 (8)
4/8	at Tennessee*	W, 6-4
4/8	at Tennessee*	W, 2-0
4/9	at Tennessee*	L, 8-0 (6)
4/14	Georgia*	L, 8-5
4/14	Georgia*	L, 8-3
4/15	Georgia*	L, 12-6 (8)
4/19	at UCF	W, 3-0
4/22	Kentucky*	W, 6-2
4/22	Kentucky*	L, 3-2
4/23	Kentucky*	W, 5-3
4/26	Bethune-Cookman	W, 7-0
4/26	Bethune-Cookman	W, 7-2
4/29	at LSU*	L, 2-0
4/29	at LSU*	L, 7-6
4/30	at LSU*	L, 5-0
5/6	South Carolina*	W, 5-2
5/6	South Carolina*	W, 4-2
5/7	South Carolina*	W, 6-1
5/9	Stetson	W, 1-0
5/11	vs. Tennessee&	L, 6-0
5/19	Florida Atlantic+	L, 2-0
5/20	North Carolina	W, 1-0 (8)
5/20	Florida Atlantic+	L, 1-0

! - Wilson/DeMarini Invitational (Houston, Texas)
- GRU Classic (Gainesville, Fla.)
\$ - NFCA Leadoff Classic (Columbus, Ga.)
^ - Cox Communications Classic
% - Stetson Tournament (DeLand, Fla.)
& - SEC Tournament (Athens, Ga.)
+ - NCAA Regional Tournament (Gainesville, Fla.)

2005 41-23, 18-12

NCAA Regional Hosts - No. 13 National Seed
Southeastern Conference Tournament Hosts
Head Coach: Karen Johns
Captains: Mandy Schuerman & Ashlie Goble

Date	Opponent	Result
1/29	vs. Florida Atlantic (rv/rv)!	W, 4-1

2/4	at Florida International!	W, 6-4
2/4	vs. Appalachian State#	W, 11-2
2/4	vs. Louisville (rv/rv)#	W, 3-2
2/5	vs. Florida Atlantic (rv/rv)#	W, 3-0
2/5	vs. No.4/4 Oklahoma#	W, 3-0
2/6	vs. UCF#	W, 6-1
2/11	Notre Dame (rv/rv)\$	W, 3-2
2/11	Coastal Carolina\$	W, 7-2
2/12	South Florida\$	W, 7-5
2/12	Coastal Carolina\$	W, 5-2
2/13	Notre Dame (rv/rv)\$	L, 4-2
2/19	vs. Iowa State^	W, 4-2
2/19	vs. Michigan State^	L, 9-8
2/20	vs. Southern Illinois (rv/rv)^	W, 3-2
2/22	at Bethune-Cookman	L, 5-0
3/1	No. 8/8 Michigan	L, 4-0
3/1	No. 8/8 Michigan	L, 4-1
3/4	vs. Jacksonville%	W, 14-1 (5)
3/5	vs. No. 8/7 Michigan%	L, 6-2
3/5	at South Florida%	W, 6-5 (9)
3/6	vs. Pittsburgh%	W, 6-2
3/6	vs. Temple%	W, 6-0
3/11	vs. Loyola Marymountw	W, 1-0
3/11	vs. Indianaw	W, 1-0
3/12	vs. San Diego Statew	W, 3-1
3/12	at No.25/rv Long Beach St.w	W, 5-0
3/19	at Arkansas*	W, 2-1 (8)
3/19	at Arkansas*	W, 9-0
3/20	at Arkansas*	W, 8-0 (5)
3/25	Ole Miss*	W, 5-1
3/25	Ole Miss*	W, 12-0
3/26	Ole Miss*	W, 2-1
3/29	No. 11/10 Alabama*	L, 5-3
3/29	No. 11/10 Alabama*	W, 6-4 (8)
3/30	No. 11/10 Alabama*	L, 3-2
4/2	at No. 12/12 Georgia*	L, 12-4 (6)
4/2	at No. 12/12 Georgia*	W, 3-2
4/3	at No. 12/12 Georgia*	L, 4-3
4/9	at South Carolina*	W, 1-0
4/9	at South Carolina*	W, 3-0
4/10	at South Carolina*	W, 4-2
4/13	at South Florida	L, 5-2
4/16	No. 5/6 Tennessee*	W, 2-1
4/16	No. 5/6 Tennessee*	W, 1-0 (8)
4/17	No. 5/6 Tennessee*	L, 6-2
4/23	Mississippi State*	W, 4-0
4/23	Mississippi State*	W, 12-4 (5)
4/24	Mississippi State*	L, 3-0
4/26	at No. 22/21 Auburn*	L, 5-3
4/26	at No. 22/21 Auburn*	L, 6-4
4/27	at No. 22/20 Auburn*	L, 6-5
4/30	LSU*	L, 4-3
4/30	LSU*	L, 3-0
5/1	LSU*	L, 10-0
5/3	Florida State (rv)	W, 7-4
5/3	Florida State (rv)	W, 2-0
5/7	at Kentucky*	W, 13-1 (6)
5/7	at Kentucky*	W, 11-3 (6)
5/8	at Kentucky*	W, 8-0 (6)
5/12	vs. No. 13/11 Tennessee&	L, 4-0
5/13	LSU&	L, 9-1
5/20	Bethune-Cookman+	L, 3-2
5/21	UCF+	L, 5-3

! - Sunshine State Kickoff (Miami, Fla.)
- Clearwater Invitational (Clearwater, Fla.)
\$ - GRU Classic (Gainesville, Fla.)
^ - UNLV Tournament (Las Vegas, Nev.)
% - USF Louisville Slugger Invitational (Tampa, Fla.)
w - Long Beach State Invitational (Long Beach, Calif.)
* - Southeastern Conference game
& - SEC Tournament (Gainesville, Fla.)
+ - NCAA Regional Tournament (Gainesville, Fla.)

2004 41-20, 16-13

NCAA Region Four Participant
Southeastern Conference Tournament
Head Coach: Karen Johns
Captains: Mylin Prieto & Mandy Schuerman

Date	Opponent	Result
2/6	Appalachian State!	W, 10-0
2/6	South Florida (rv/rv)!	L, 2-1
2/7	Arkansas!	W, 4-3
2/7	Missouri!	W, 3-0
2/8	UT-Chattanooga!	W, 2-0
2/11	UCF	W, 5-1
2/15	vs. No. 25./rv Michigan St#	W, 3-2 (8)
2/15	vs. Seton Hall#	W, 6-0
2/16	vs. Hofstra#	W, 4-0
2/20	vs. Manhattan College\$	W, 8-0

2/20	vs. Indiana\$	W, 1-0
2/21	vs. No. 12/13 Nebraska\$	W, 3-1
2/21	at Houston\$	W, 8-2
2/22	vs. Centenary\$	L, 7-4
2/27	Jacksonville^	W, 1-0
2/27	Winthrop^	W, 7-1
2/28	Connecticut^	W, 7-0
2/28	Western Michigan^	W, 5-0
2/29	Gardner-Webb^	W, 1-0
3/6	Kentucky*	W, 8-1
3/6	Kentucky*	W, 6-0
3/7	Kentucky*	L, 4-0
3/9	at San Diego State	W, 3-2
3/11	vs. Michigan State (rv)%	W, 9-4
3/11	at Cal State Fullerton	W, 2-0
3/12	at Cal State Northridge (rv)	W, 6-1
3/12	at Cal State Northridge (rv)	W, 6-1
3/18	at Jacksonville	W, 4-2
3/20	Arkansas*	W, 3-1
3/20	Arkansas*	W, 7-2
3/21	Arkansas*	L, 5-4 (11)
3/23	at No. 6/7 Alabama*	W, 4-3
3/23	at No. 6/7 Alabama*	L, 3-2
3/24	at No. 6/7 Alabama*	W, 5-1
3/27	at Ole Miss*	W, 4-1
3/27	at Ole Miss*	W, 3-0
3/28	at Ole Miss*	L, 1-0 (8)
3/30	No. 22/rv Auburn*	W, 2-1
3/30	No. 22/rv Auburn*	W, 3-0
3/31	No. 22/rv Auburn*	W, 11-3
4/3	No. 5/6 Georgia*	W, 6-4
4/3	No. 5/6 Georgia*	L, 4-3
4/4	No. 5/6 Georgia*	L, 8-0
4/7	at No. 3/3 Florida State	L, 2-0
4/10	No. 21/25 South Carolina*	W, 2-0
4/10	No. 21/25 South Carolina*	W, 4-3
4/11	No. 21/25 South Carolina*	W, 5-3
4/17	at No. 11/11 Tennessee*	L, 4-1
4/17	at No. 11/11 Tennessee*	L, 3-0
4/18	at No. 11/11 Tennessee*	L, 1-0 (10)
4/20	Bethune-Cookman	W, 6-0
4/24	at Mississippi State*	L, 7-4
4/24	at Mississippi State*	L, 9-5
5/1	at No. 3/5 LSU*	L, 4-0
5/1	at No. 3/5 LSU	L, 4-1
5/2	at No. 3/5 LSU*	W, 3-1
5/13	vs. No. 10/11 Georgia&	L, 7-1
5/14	vs. No. 10/11 Tennessee&	L, 7-5
5/20	vs. Cal State Northridge+	L, 2-1
5/21	vs. Long Island+	W, 4-0
5/21	vs. No. 17/19 South Florida+	L, 8-1

! - GRU Classic (Gainesville, Fla.)
- USF Wilson Tournament (Tampa, Fla.)
\$ - Crowne Plaza Classic (Houston, Texas)
^ - Cox Communications Classic (Gainesville, Fla.)
% - at Cal State Fullerton
* - Southeastern Conference game
& - SEC Tournament (Tuscaloosa, Ala.)
+ - NCAA Region Four Tournament (Tallahassee, Fla.)

2003 41-25, 19-11

NCAA Region Four Hosts
Southeastern Conference Tournament
Head Coach: Karen Johns

Date	Opponent	Result
1/25	at UCF	W, 6-5 (8)
1/25	at UCF	W, 1-0
1/31	vs. Centenary!	L, 6-5
1/31	vs. Texas Arlington!	W, 5-4 (8)
2/1	vs. Texas Arlington!	W, 3-1
2/1	vs. Baylor (rv)!	L, 6-1
2/2	vs. Centenary!	W, 14-1 (5)
2/2	vs. Baylor (rv)!	L, 3-0
2/7	Illinois-Chicago#	W, 11-1
2/7	South Florida#	W, 4-3
2/8	No. 8 Oklahoma#	L, 2-0
2/8	Illinois-Chicago#	W, 7-2
2/14	Birmingham-Southern\$	W, 8-0 (5)
2/14	Chattanooga\$	W, 4-0
2/15	Southern Miss\$	W, 7-0
2/15	Birmingham-Southern\$	W, 11-2
2/21	Illinois%	W, 6-0
2/21	Oakland%	W, 3-1
2/22	No. 24 Georgia Tech%	W, 9-2
2/23	Illinois%	L, 8-0
2/28	No. 19/21 Michigan^	L, 5-1
2/28	vs. North Carolina^	W, 2-1 (8)
3/1	at No. 2/5 Texas^	L, 4-3 (9)
3/1	at No. 2/5 Texas ^	L, 1-0



YEAR-BY-YEAR

3/2	North Carolina^	W, 7-1
3/4	at Auburn*	W, 4-0
3/4	at Auburn*	W, 9-1
3/5	at Auburn*	L, 3-0
3/8	at Kentucky*	W, 8-1
3/8	at Kentucky*	W, 10-2
3/9	at Kentucky*	W, 9-3
3/22	at Arkansas*	W, 2-1 (8)
3/22	at Arkansas*	L, 2-1
3/23	at Arkansas*	W, 5-1
3/29	Ole Miss*	W, 6-1
3/29	Ole Miss*	W, 2-1
3/30	Ole Miss*	W, 3-2
4/2	at No. 22/22 South Florida	W, 3-1
4/2	at No. 22/22 South Florida	W, 9-7
4/5	at No. 8/9 Georgia*	W, 4-2
4/5	at No. 8/9 Georgia*	L, 10-2
4/6	at No. 8/9 Georgia*	W, 1-0
4/8	No. 17/17 Alabama*	L, 2-1
4/8	No. 17/17 Alabama*	W, 4-2
4/9	No. 17/17 Alabama*	L, 4-2
4/12	at No. 15/15 S Carolina*	L, 2-1
4/12	at No. 15/15 S Carolina*	L, 3-1
4/13	at No. 15/15 S Carolina*	L, 2-1
4/18	Tennessee*	W, 1-0
4/18	Tennessee*	W, 2-0
4/19	Tennessee*	W, 1-0
4/23	No. 13/14 Florida State	L, 5-0
4/23	No. 13/14 Florida State	L, 7-3
4/26	Mississippi State*	L, 1-8
4/26	Mississippi State*	L, 7-3
4/27	Mississippi State*	W, 6-1
5/3	No. 10/11 LSU*	L, 2-0
5/3	No. 10/11 LSU*	W, 8-4
5/4	No. 10/11 LoSU*	W, 4-0
5/8	vs. No. 19/20 S Carolina&	W, 6-2
5/9	vs. No. 7/9 Georgia&	W, 1-0
5/10	vs. No. 12/13 LSU&	L, 1-0
5/11	vs. No. 12/13 LSU&	L, 3-1
5/15	vs. Oregon State (rv) +	W, 3-2
5/16	vs. Texas-Arlington (rv) +	L, 2-0
5/16	vs. FAU+	L, 2-1 (9)

! - Baylor Invitational (Waco, Texas)
 # - GRU Classic (Gainesville, Fla.)
 \$ - Gator Invitational (Gainesville, Fla.)
 % - Cox Communications Classic (Gainesville, Fla.)
 ^ - Time Warner Texas Invitational (Austin, Texas)
 * - Southeastern Conference game
 & - SEC Tournament (Plant City, Fla.)
 + - NCAA Region Four Tournament

2002 32-35, 12-18

Southeastern Conference Tournament

Head Coach: Karen Johns

Date	Opponent	Result
2/8	North Carolina!	W, 10-0
2/8	Florida International!	L, 4-0
2/9	No. 25 South Florida!	L, 5-3
2/9	No. 25 South Florida!	W, 4-1
2/10	Florida International!	L, 5-0
2/14	No. 9 Washington	W, 9-4
2/14	No. 9 Washington	L, 8-2
2/15	UT-Chattanooga#	W, 7-6
2/15	Hofstra#	W, 4-2
2/16	No. 9 Washington#	W, 3-2
2/16	Hofstra#	W, 3-0
2/17	No. 9 Washington#	W, 6-5
2/19	St. Johns	W, 9-3
2/19	St. Johns	W, 6-0
2/22	vs Northwestern State\$	L, 4-0
2/22	at No. 22 UL-Lafayette\$	L, 7-0
2/23	vs. Houston\$	W, 8-2
2/23	at No. 22 UL-Lafayette\$	L, 13-6
2/24	vs. Northwestern State\$	L, 6-3
3/1	vs. Purdue%	L, 2-1
3/1	vs. Purdue%	L, 13-5
3/2	vs. TAMUCC%	L, 8-2
3/2	vs. TAMUCC%	W, 2-1
3/3	at No. 1 UCLA%	L, 11-1 (5)
3/6	at No. 17 Cal St Fullerton	L, 11-1 (5)
3/6	at No. 17 Cal St Fullerton	L, 3-2
3/9	at No. 4 LSU*	L, 4-0
3/9	at No. 4 LSU*	L, 2-1
3/10	at No. 4 LSU*	L, 4-0
3/16	Kentucky*	W, 7-1
3/16	Kentucky*	L, 7-6
3/17	Kentucky*	W, 4-3
3/19	at No. 17 Alabama*	L, 4-3
3/19	at No. 17 Alabama*	L, 8-3

3/20	at No. 17 Alabama*	L, 7-1
3/22	Samford^	W, 4-0
3/22	Maine^	W, 6-0 (9)
3/23	No. 25 Wisconsin^	W, 2-0
3/23	Maine^	W, 1-0 (9)
3/24	No. 25 Wisconsin^	W, 3-1
3/26	Auburn*	L, 8-3
3/26	Auburn*	L, 3-2
3/27	Auburn*	W, 8-0
3/30	Arkansas (rv)*	W, 4-1
3/30	Arkansas (rv)*	W, 2-1
3/31	Arkansas (rv)*	L, 4-1
4/6	at Ole Miss*	L, 4-3
4/6	at Ole Miss*	W, 2-0
4/7	at Ole Miss*	L, 5-0
4/10	at South Florida	W, 7-4
4/10	at South Florida	W, 8-0
4/13	No. 23 Georgia*	W, 3-2
4/13	No. 23 Georgia*	L, 10-5 (9)
4/14	No. 23 Georgia*	L, 3-0
4/17	at No. 20 Florida State	W, 7-1
4/17	at No. 20 Florida State	L, 6-1
4/20	South Carolina (rv)*	W, 1-0 (8)
4/20	South Carolina (rv)*	W, 2-1
4/21	South Carolina (rv)*	L, 1-0
4/25	at Tennessee*	W, 15-3
4/25	at Tennessee*	W, 7-6
4/26	at Tennessee*	L, 13-2
5/4	at Mississippi State*	L, 4-1
5/4	at Mississippi State*	L, 6-2
5/5	at Mississippi State*	L, 8-2
5/9	vs. No. 3 LSU&	L, 5-0
5/10	vs. Auburn&	L, 7-1

! - GRU Classic (Gainesville, Fla.)
 # - UF Hotel and Conference Center Invitational (Gainesville, Fla.)
 \$ - Lady Cajun Classic (Lafayette, La.)
 % - Stacy Winsberg Memorial Classic (Los Angeles, Calif.)
 ^ - Gator Invitational (Gainesville, Fla.)
 * - Southeastern Conference game
 & - SEC Tournament (Chattanooga, Tenn.)

2001 37-28, 14-15

NCAA Region Eight Participant

Southeastern Conference Tournament

Head Coach: Karen Johns

Date	Opponent	Result
2/9	Southeastern Louisiana!	W, 8-0
2/9	USF (rv)!	W, 4-3
2/10	Stetson!	W, 4-0
2/10	Stetson!	W, 5-0
2/11	USF (rv)!	W, 2-1
2/16	Belmont#	W, 10-4
2/16	Chattanooga#	L, 4-2
2/17	Baylor#	L, 2-1
2/17	Baylor#	L, 6-0
2/18	Belmont#	W, 8-0
2/20	Hofstra	W, 4-2
2/20	Hofstra	W, 6-2
2/23	vs. McNeese State\$	W, 4-0
2/23	vs. Drake\$	W, 9-1
2/24	vs. Connecticut\$	W, 6-3
2/24	vs. Southern Utah\$	L, 5-3
2/25	at No. 2 Arizona\$	L, 5-0
3/2	vs. Florida A&M%	W, 6-4
3/2	at Georgia Southern%	W, 7-6 (11)
3/10	No. 8 LSU*	L, 1-0
3/10	No. 8 LSU*	W, 4-1
3/11	No. 8 LSU*	L, 3-1
3/14	Mississippi State*	W, 6-0
3/14	Mississippi State*	W, 5-4
3/15	Mississippi State*	L, 5-1
3/17	at Kentucky*	W, 18-3
3/17	at Kentucky*	W, 5-4 (8)
3/18	at Kentucky*	W, 5-4
3/20	Maine	W, 7-0
3/20	Maine	W, 7-0
3/23	vs. FIU(rv)^	W, 5-2
3/23	vs. Jacksonville State^	W, 6-1
3/24	at FAU (rv)^	W, 1-0
3/24	vs. Michigan State^	W, 4-1
3/25	vs. Michigan State^	L, 4-3
3/25	at Florida Atlantic (rv) ^	L, 3-2 (9)
3/27	No. 4 Alabama*	L, 9-0
3/27	No. 4 Alabama*	L, 2-1 (8)
3/28	No. 4 Alabama*	L, 8-3
3/31	at Arkansas*	W, 2-1
3/31	at Arkansas*	W, 1-0
4/1	at Arkansas*	L, 1-0
4/4	at Auburn*	L, 9-1

4/4	at Auburn*	W, 9-3
4/5	at Auburn*	L, 6-5
4/7	Ole Miss*	L, 2-0
4/7	Ole Miss*	W, 4-3
4/8	Ole Miss*	W, 4-2
4/14	at Georgia*	L, 7-1
4/14	at Georgia*	L, 8-7 (9)
4/18	No. 17 Florida State	L, 5-3
4/28	No. 17 Florida State	L, 3-1
4/21	at No. 20 South Carolina*	W, 4-1
4/21	at No. 20 South Carolina*	L, 3-0
4/22	at No. 20 South Carolina*	L, 3-1
4/25	at rv South Florida	W, 7-1
4/25	at rv South Florida	W, 4-0
4/28	Tennessee*	W, 3-0
4/28	Tennessee*	W, 7-0
4/29	Tennessee*	L, 6-3
5/10	Mississippi State&	L, 1-0
5/11	Auburn&	L, 4-1
5/17	Florida Atlantic (rv) +	L, 3-0
5/18	UConn+	W, 8-0
5/18	No. 16 Florida State+	L, 6-2

! - GRU Classic (Gainesville, Fla.)
 # - University Centre Hotel Invitational (Gainesville, Fla.)
 \$ - Wildcat Invitational (Tucson, Ariz.)
 % - Georgia Southern Eagle Classic (Statesboro, Ga.)
 ^ - Florida Atlantic Tournament (Boca Raton, Fla.)
 * - Southeastern Conference game
 & - SEC Tournament (Chattanooga, Tenn.)
 + - NCAA Region Eight Tournament (Tallahassee, Fla.)

2000 46-30, 13-14

NCAA Region Six Runner-Up

Southeastern Conference Tournament

Head Coach: Larry Ray

Date	Opponent	Result
2/11	Stetson!	W, 3-2 (8)
2/11	Coastal Carolina!	W, 8-0
2/12	USF (rv)!	W, 2-1 (8)
2/12	Coastal Carolina!	W, 8-0
2/13	Stetson!	W, 6-1
2/13	USF (rv)!	W, 10-0
2/18	Northwestern#	L, 2-0
2/18	Northwestern#	W, 5-4 (9)
2/19	McNeese State#	W, 13-3
2/19	McNeese State#	W, 8-2
2/20	Samford#	W, 4-0
2/20	Samford#	W, 3-0 (8)
2/25	vs. No. 8 California\$	L, 6-1 (8)
2/25	vs. No. 25 Oregon\$	W, 5-2
2/26	vs. Wichita State\$	W, 6-1
2/26	at New Mexico State\$	W, 12-4 (6)
2/27	vs. Penn State\$	L, 6-3
3/3	vs. No. 17 Illinois-Chicago%	W, 1-0
3/3	vs. Utah%	L, 1-0
3/4	vs. No. 1 Washington%	L, 6-1
3/4	vs. No. 16 Alabama%	L, 4-3
3/5	vs. Utah%	W, 4-2
3/5	vs. No. 15 UL-Lafayette%	L, 3-2
3/7	Siena	W, 8-0
3/7	Siena	W, 16-0
3/9	vs. FAU (rv)^	W, 5-0
3/9	vs. Virginia Tech^	W, 3-2
3/10	vs. Michigan State (rv)^	W, 7-0
3/10	vs. Chattanooga^	L, 5-4
3/11	vs. Boston University^	L, 4-3
3/11	vs. Massachusetts^	W, 4-3
3/11	vs. No. 14 Iowa^	W, 5-2
3/12	vs. Virginia Tech^	W, 7-0
3/12	vs. No. 18 South Carolina^	L, 9-2
3/17	at No. 17 South Carolina*	L, 7-1
3/17	at No. 17 South Carolina*	W, 7-0
3/18	at No. 17 South Carolina*	L, 6-1
3/18	at No. 17 South Carolina*	W, 12-0
3/22	Bethune-Cookman	W, 4-0
3/22	Bethune-Cookman	W, 6-0
3/24	at No. 9 LSU*	L, 4-0
3/24	at No. 9 LSU*	L, 6-3
3/25	at Arkansas*	L, 2-1
3/25	at Arkansas*	L, 8-7 (8)
3/28	Florida A&M	W, 2-0
3/28	Florida A&M	W, 4-0
4/5	at Florida State (rv)	L, 6-3
4/5	at Florida State (rv)	W, 5-3 (8)
4/7	Tennessee*	W, 2-0
4/7	Tennessee*	W, 11-1
4/8	Tennessee*	W, 9-4
4/8	Tennessee*	W, 3-2
4/14	Auburn*	L, 2-0



YEAR-BY-YEAR

4/15	No. 11 Alabama*	L, 3-2 (9)
4/15	No. 11 Alabama*	W, 4-0
4/19	USF	W, 4-0
4/19	USF	L, 4-0
4/21	at Kentucky*	L, 4-0
4/21	at Kentucky*	L, 9-8
4/22	at Kentucky*	L, 3-0
4/22	at Kentucky*	W, 7-6
4/28	No. 21 Mississippi State*	W, 11-3
4/28	No. 21 Mississippi State*	L, 3-1
4/30	Ole Miss*	W, 3-2
4/30	Ole Miss*	W, 1-0 (10)
5/6	Georgia*	L, 5-0
5/6	Georgia*	L, 2-1
5/7	Georgia*	W, 2-0
5/7	Georgia*	W, 5-0
5/11	No. 11 Alabama&	L, 1-0
5/12	Kentucky&	W, 2-0
5/13	Arkansas&	L, 2-1
5/18	No. 10 California+	L, 2-0
5/19	No. 6 Fresno State+	W, 1-0
5/20	Texas (rv)+	W, 5-2
5/21	No. 10 California+	L, 2-1

! - University Centre Hotel Invitational (Gainesville, Fla.)

- GRU Classic (Gainesville, Fla.)

\$ - Troy Cox Classic (Las Cruces, N.M.)

% - NFCA Leadoff Classic (Columbus, Ga.)

^ - Speedline Tournament (Tampa, Fla.)

* - Southeastern Conference game

& - SEC Tournament (Columbus, Ga.)

+ - NCAA Region Six Tournament (Fresno, Calif.)

1999 34-39, 13-15

Southeastern Conference Tournament

Head Coach: Larry Ray

Date	Opponent	Result
2/12	No. 11 DePaul!	W, 3-2 (8)
2/13	Stetson!	W, 11-0
2/13	Centenary!	W, 7-0
2/14	Centenary!	W, 7-0
2/14	No. 6 South Florida!	L, 5-1
2/14	Stetson!	W, 1-0
2/19	Virginia Tech#	W, 2-1 (8)
2/19	Virginia Tech#	W, 3-0
2/20	No. 4 Washington#	L, 3-0
2/20	No. 4 Washington#	L, 8-0
2/21	No. 5 Michigan#	L, 4-2
2/27	Campbell	W, 6-2
2/27	Campbell	W, 8-0
3/4	vs. Chattanooga\$	W, 5-3
3/4	vs. Temple\$	W, 8-5 (9)
3/5	vs. No. 7 Texas\$	W, 1-0
3/5	vs. rv Michigan State\$	L, 10-7
3/6	vs. Purdue\$	W, 3-0
3/9	at No. 13 South Carolina*	W, 4-3
3/9	at No. 13 South Carolina*	L, 7-6
3/10	at No. 13 South Carolina*	L, 5-1
3/10	at No. 13 South Carolina*	L, 6-5 (9)
3/18	vs. UNLV%	W, 5-1
3/18	vs. No. 4 Washington%	L, 7-0
3/19	vs. No. 5 Oklahoma%	L, 5-1
3/19	vs. No. 6 Arizona State%	L, 5-0
3/20	vs. No. 2 Arizona%	L, 6-0
3/26	Arkansas*	L, 4-0
3/26	Arkansas*	W, 2-0
3/28	at No. 11 LSU*	L, 3-2
3/28	at No. 11 LSU*	L, 4-0
4/2	at Tennessee*	L, 8-0
4/2	at Tennessee*	L, 18-1
4/3	at Tennessee*	W, 8-2
4/3	at Tennessee*	L, 8-7
4/7	Florida State (rv)	W, 2-0
4/7	Florida State (rv)	L, 6-4
4/10	Bethune-Cookman	W, 4-1
4/10	Bethune-Cookman	W, 9-1
4/11	Florida A&M	W, 10-2
4/11	Florida A&M	W, 9-1
4/14	at No. 18 South Florida	W, 1-0
4/14	at No. 18 South Florida	W, 4-1
4/16	at rv Alabama*	L, 2-1
4/16	at rv Alabama*	L, 6-1
4/18	at Auburn*	L, 11-6
4/18	at Auburn*	L, 10-2
4/21	at Stetson	W, 2-1 (8)
4/21	at Stetson	L, 4-2
4/23	Kentucky*	W, 8-0
4/23	Kentucky*	W, 6-1
4/24	Kentucky*	W, 7-2
4/24	Kentucky*	W, 3-1

4/30	at Mississippi State*	W, 7-4 (9)
4/30	at Mississippi State*	L, 6-2
5/2	at Ole Miss*	W, 3-0
5/2	at Ole Miss*	W, 9-6
5/7	at Georgia*	W, 4-3
5/7	at Georgia*	W, 4-2
5/8	at Georgia*	L, 7-6 (9)
5/8	at Georgia*	W, 2-0
5/13	vs. No. 24 Tennessee&	L, 11-3
5/14	vs. Alabama (rv)&	L, 4-1

! - University Centre Hotel Invitational (Gainesville, Fla.)

- Louisville Slugger Classic (Gainesville, Fla.)

\$ - Speedline Tournament (Tampa, Fla.)

% - KIA Classic (Fullerton, Calif.)

* - Southeastern Conference game

& - SEC Tournament (Columbus, Ga.)

1998 47-22, 23-5

NCAA Region Six Participant

Southeastern Conference Tournament

Southeastern Conference Champions

Head Coach: Larry Ray

Date	Opponent	Result
2/13	Northwestern!	W, 3-0
2/14	Centenary!	W, 5-0
2/14	Stetson!	W, 3-0
2/15	Centenary!	L, 1-0
2/15	Centenary!	W, 3-0
2/20	Texas Tech#	W, 2-0
2/20	Texas Tech#	W, 2-0
2/21	No. 1 Arizona#	L, 7-0
2/21	No. 1 Arizona#	L, 9-0
2/27	vs. Boston\$	W, 5-0
2/27	vs. No. 8 California\$	W, 3-2 (8)
2/28	vs. No. 6 Oklahoma\$	L, 1-0
2/28	vs. Indiana\$	W, 4-1
3/1	vs. Notre Dame\$	W, 9-3
3/1	vs. No. 24 Cal St Northridge\$	L, 2-0
3/5	vs. Ball State\$	W, 2-0 (8)
3/5	vs. Temple\$	W, 3-2
3/6	vs. No. 2 Michigan%	L, 2-1
3/6	vs. Alabama%	L, 8-9
3/7	vs. Iowa State%	W, 1-0 (9)
3/7	vs. Illinois-Chicago (rv)%	W, 1-0
3/7	at No. 7 South Florida%	L, 5-0
3/10	Ole Miss*	W, 8-0
3/10	Ole Miss*	W, 5-2
3/11	Mississippi State (rv)*	L, 3-1
3/11	Mississippi State (rv)*	W, 1-0
3/13	at No. 21 South Carolina*	L, 2-0
3/13	at No. 21 South Carolina*	W, 8-5
3/14	at No. 21 South Carolina*	W, 5-2
3/14	at No. 21 South Carolina*	W, 4-1
3/19	vs. No. 5 Fresno State^	L, 1-0
3/19	vs. No. 18 Oregon St^	W, 7-6 (8)
3/20	vs. No. 6 Oklahoma^	L, 8-0
3/21	vs. No. 22 Cal St Northridge^	L, 3-0
3/21	vs. Canisius	W, 1-0
3/27	Tennessee*	W, 1-0 (10)
3/27	Tennessee*	W, 9-5
3/28	Tennessee*	W, 7-0
3/28	Tennessee*	W, 5-3
3/31	Alabama (rv)*	W, 1-0
3/31	Alabama (rv)*	L, 11-2
4/4	Bethune-Cookman	W, 8-0
4/4	Bethune-Cookman	W, 7-0
4/5	Florida A&M	W, 19-1
4/5	Florida A&M	W, 7-2
4/8	at No. 15 Florida State	W, 8-3
4/8	at No. 15 Florida State	L, 7-2
4/11	Auburn*	W, 1-0
4/11	Auburn*	W, 12-7
4/17	at Kentucky*	W, 2-0
4/17	at Kentucky*	W, 5-1 (8)
4/18	at Kentucky*	W, 9-1
4/18	at Kentucky*	W, 10-2
4/21	at No. 11 LSU*	W, 2-0
4/21	at No. 11 LSU*	L, 6-2
4/22	at Arkansas*	W, 2-1 (8)
4/22	at Arkansas*	L, 4-3 (9)
4/25	No. 6 South Florida	W, 1-0
4/25	No. 6 South Florida	L, 4-1
5/1	Georgia*	W, 1-0 (8)
5/1	Georgia*	W, 4-0
5/1	Georgia*	W, 8-0
5/1	Georgia*	W, 4-0
5/8	Georgia&	W, 3-1
5/9	South Carolina&	W, 10-9
5/9	Mississippi State&	L, 1-0

5/10	Mississippi State&	L, 1-0
5/15	No. 6 South Florida+	L, 1-0
5/16	No. 16 Arizona State+	L, 1-0 (8)

! - University Centre Hotel Invitational (Gainesville, Fla.)

- Louisville Slugger Classic (Gainesville, Fla.)

\$ - NFCA Leadoff Classic (Columbus, Ga.)

% - Speedline Tournament (Tampa, Fla.)

^ - KIA Classic (Fullerton, Calif.)

* - Southeastern Conference game

& - SEC Tournament (Columbus, Ga.)

+ - NCAA Region Six Tournament (Clearwater, Fla.)

1997 42-25, 16-8

Southeastern Conference Tournament Runner-Up

Head Coach: Larry Ray

Date	Opponent	Result
2/8	Stetson	W, 8-0
2/8	Stetson	W, 3-2
2/14	Northwestern!	W, 3-0
2/14	Northwestern!	L, 4-3 (8)
2/15	Florida Atlantic!	W, 1-0 (8)
2/15	Loyola!	W, 7-0
2/16	Loyola!	W, 6-0
2/16	Florida A&M!	W, 3-0 (8)
2/19	No. 17 Florida State	W, 3-1
2/19	No. 17 Florida State	L, 8-1
2/21	Purdue#	L, 2-1
2/21	Purdue#	W, 1-0
2/22	No. 12 Cal St Fullerton#	L, 4-3 (8)
2/23	Chattanooga#	W, 6-1
2/23	Chattanooga#	W, 6-2
2/25	at No. 12 South Florida	L, 3-2
2/25	at No. 12 South Florida	W, 4-1
3/1	vs. LSU\$	W, 3-1
3/1	vs. Kansas (rv)\$	L, 4-0
3/2	vs. Kent State\$	W, 5-2
3/2	vs. DePaul (rv) \$	L, 8-3
3/2	at No. 1 Arizona\$	L, 10-0
3/5	Arkansas*	W, 2-1 (9)
3/5	Arkansas*	W, 3-1
3/7	vs. Virginia%	W, 1-0
3/7	vs. Western Michigan%	W, 7-0
3/7	vs. No. 9 Iowa%	L, 8-0
3/8	vs. Illinois-Chicago%	L, 4-0
3/8	vs. Central Michigan%	W, 5-4
3/8	vs. No. 7 Michigan%	L, 1-0
3/11	at Tennessee (rv)*	L, 1-0
3/11	at Tennessee (rv)*	W, 3-2
3/12	at Tennessee (rv)*	L, 3-2
3/12	at Tennessee (rv)*	W, 6-5
3/15	No. 4 South Carolina*	L, 5-0
3/15	No. 4 South Carolina*	L, 8-2
3/16	No. 4 South Carolina*	L, 1-0 (8)
3/16	No. 4 South Carolina*	L, 6-4
3/20	vs. Texas (rv)^	W, 3-0
3/20	vs. No. 24 Cal St Northridge^	L, 7-1
3/21	vs. No. 2 Fresno State	L, 6-1
3/21	at Cal State Fullerton^	L, 4-0
3/22	vs. No. 12 Oklahoma State	W, 2-1
4/5	Bethune-Cookman	W, 6-0
4/5	Bethune-Cookman	W, 5-2
4/10	No. 14 South Florida	W, 1-0 (8)
4/10	No. 14 South Florida	L, 2-0
4/12	at Alabama*	W, 4-1
4/12	at Alabama*	W, 2-0
4/13	at Auburn*	W, 3-1
4/13	at Auburn*	L, 5-2
4/19	Kentucky*	W, 6-1
4/19	Kentucky*	W, 8-0
4/20	Kentucky*	W, 8-0
4/20	Kentucky	W, 2-1
4/26	at Mississippi State*	W, 3-1
4/26	at Mississippi State*	L, 6-5
5/3	at Georgia*	W, 1-0
5/3	at Georgia*	W, 1-0
5/4	at Georgia*	W, 4-3
5/4	at Georgia*	W, 4-3
5/9	vs. Alabama&	W, 6-2
5/9	vs. No. 2 South Carolina&	L, 6-1
5/10	vs. Tennessee (rv)&	W, 2-1 (8)
5/10	vs. No. 23 LSU&	W, 4-3
5/10	vs. Auburn&	W, 7-5
5/11	vs. No. 2 South Carolina&	L, 8-0

! - Florida Invitational (Gainesville, Fla.)

- University Centre Hotel Invitational (Gainesville, Fla.)

\$ - Hellenbrand Classic (Tucson, Ariz.)

% - Speedline Tournament (Tampa, Fla.)

^ - Pony Invitational (Fullerton, Calif.)

* - Southeastern Conference game

& - SEC Tournament (Columbus, Ga.)

ALL-TIME RESULTS

Florida Softball All-Time Results

Year	Overall				SEC				SEC Finish/National Rank
	W	L	T	Pct.	W	L	T	Pct.	
1997	42	25	0	.627	16	8	0	.556	3rd East, 4th overall
1998	47	22	0	.681	23	5	0	.821	1st East, 1st overall, No. 25 USA Today
1999	34	29	0	.540	13	15	0	.464	3rd East, 7th overall
2000	46	30	0	.605	13	14	0	.481	2nd East, 6th overall, No. 25 USA Today
2001	37	28	0	.569	14	15	0	.483	2nd-East, 5th overall
2002	32	35	0	.478	12	18	0	.400	3rd-East, 8th overall
2003	41	25	0	.621	19	11	0	.633	3rd-East, 5th overall, rv USA Today/rv ESPN
2004	41	20	0	.672	16	13	0	.552	3rd-East, 6th overall, No. 24 USA Today/No. 21 ESPN
2005	41	23	0	.641	18	12	0	.600	3rd-East, 5th overall
2006	43	25	0	.632	17	13	0	.567	3rd-East, 5th overall, rv USA Today
2007	50	22	0	.694	17	11	0	.607	2nd-East, 4th overall, No. 14 USA Today/No. 15 ESPN
2008	70	5	0	.933	27	1	0	.964	1st-East, 1st overall, No. 3 USA Today/No. 3 ESPN
2009	63	5	0	.926	26	1	0	.963	1ST-East, 1st overall, No. 2 USA Today/No. 2 ESPN
Totals	587	294	0	.666	231	137	0	.628	

All-Time Results vs. Opponents

Team	Overall	H	A	N	Team	Overall	H	A	N	Team	Overall	H	A	N	
Alabama	17-24	7-11	6-10	4-3	Illinois	5-1	3-1	0-0	2-0	Oakland	1-0	1-0	0-0	0-0	
Appalachian St.	2-0	1-0	0-0	1-0	Illinois-Chicago	4-1	2-0	2-1	0-0	Oklahoma	1-4	0-1	0-0	1-3	
Arizona	2-5	0-2	0-2	2-1	Illinois State	0-2	0-0	0-0	0-2	Oklahoma State	1-0	1-0	0-0	0-0	
Arizona State	1-2	0-0	0-0	1-2	Indiana	3-0	0-0	0-0	3-0	Oregon	2-2	0-0	0-0	2-2	
Arkansas	26-10	15-5	11-5	0-0	Iowa	2-1	1-0	0-0	1-1	Oregon State	3-0	1-0	0-0	2-0	
Auburn	21-16	11-4	8-10	2-2	Iowa State	4-0	0-0	0-0	4-0	Pacific	2-0	1-0	0-0	1-0	
Ball State	1-0	0-0	0-0	1-0	Jacksonville	7-0	4-0	2-0	1-0	Penn State	1-1	1-0	0-0	0-1	
Baylor	2-6	2-3	0-2	0-1	Jacksonville St.	1-0	0-0	0-0	1-0	Pittsburgh	1-0	0-0	0-0	1-0	
Belmont	2-0	2-0	0-0	0-0	Kansas	0-2	0-0	0-0	0-2	Princeton	2-0	2-0	0-0	0-0	
Bethune-Cookman	12-2	11-1	0-1	1-0	Kent State	1-0	0-0	0-0	1-0	Purdue	2-3	1-1	0-0	1-2	
Birmingham-South.	2-0	2-0	0-0	0-0	Kentucky	37-6	17-3	19-3	1-0	St. Johns	2-0	2-0	0-0	0-0	
Boston U.	1-1	0-0	0-0	1-1	Lehigh	1-0	1-0	0-0	0-0	Samford	3-0	3-0	0-0	0-0	
California	5-3	4-0	0-0	1-3	Long Beach St.	2-1	0-0	1-1	1-0	San Diego St.	2-0	0-0	1-0	1-0	
Cal St. Fullerton	2-4	0-1	2-3	0-0	Long Island	1-0	0-0	0-0	1-0	Seton Hall	2-1	1-1	0-0	1-0	
Cal St. Northridge	2-4	0-0	2-0	0-4	Longwood	11-0	11-0	0-0	0-0	Sienna	2-0	2-0	0-0	0-0	
Campbell	2-0	2-0	0-0	0-0	La.-Lafayette	0-4	0-0	0-2	0-2	South Carolina	27-19	11-8	14-8	2-3	
Canisius	2-0	1-0	0-0	1-0	LSU	13-27	6-9	5-14	2-4	USF	28-11	14-6	14-3	0-2	
Centenary	4-3	4-1	0-0	1-2	Louisville	2-0	0-0	0-0	2-0	South Alabama	1-0	1-0	0-0	0-0	
UCF	7-2	4-2	2-0	1-0	Loyola	3-0	2-0	0-0	1-0	Southern Illinois	1-0	0-0	0-0	1-0	
Central Michigan	3-0	2-0	0-0	1-0	Loyola-Marymount	1-0	0-0	0-0	1-0	Southern Miss	3-0	3-0	0-0	0-0	
Chattanooga	7-2	6-1	0-0	1-1	Maine	4-0	4-0	0-0	0-0	Southern Utah	0-1	0-0	0-0	0-1	
Coastal Carolina	5-0	5-0	0-0	0-0	Manhattan Coll.	1-0	0-0	0-0	1-0	Southeast La.	1-0	1-0	0-0	0-0	
Coll. of Charleston	1-0	1-0	0-0	0-0	Marshall	2-0	2-0	0-0	0-0	Stanford	1-0	0-0	0-0	1-0	
Connecticut	3-0	1-0	0-0	2-0	Massachusetts	2-0	0-0	0-0	2-0	Stetson	13-2	12-0	1-2	0-0	
DePaul	1-3	1-1	0-0	0-2	McNeese State	3-0	2-0	0-0	1-0	Temple	3-0	0-0	0-0	3-0	
Drake	1-0	0-0	0-0	1-0	Mercer	2-0	2-0	0-0	0-0	Tennessee	33-18	19-5	11-10	3-3	
E. Michigan	2-0	2-0	0-0	0-0	Memphis	1-0	0-0	0-0	1-0	Texas	4-2	1-0	0-2	3-0	
E. Tennessee St.	2-0	2-0	0-0	0-0	Michigan	3-8	2-3	0-0	1-5	UT-Arlington	2-1	0-1	0-0	2-0	
Florida A&M	9-0	8-0	0-0	1-0	Michigan State	4-3	1-0	0-0	3-3	Texas A&M	3-3	1-0	1-2	1-1	
Florida Atlantic	7-5	2-3	1-1	4-1	Ole Miss	27-6	15-1	12-5	1-0	TAMU-CC	2-1	0-0	0-0	2-1	
Florida Gulf Coast	1-0	0-0	0-0	1-0	Mississippi St.	21-17	12-7	8-7	1-3	Texas Tech	4-0	4-0	0-0	0-0	
FIU	6-2	4-2	1-0	1-0	Missouri	1-0	1-0	0-0	0-0	UCLA	1-2	0-0	0-2	1-0	
Florida State	12-13	7-6	5-7	0-0	Nebraska	1-0	0-0	0-0	1-0	UNLV	2-0	0-0	0-0	2-0	
Fordham	1-0	1-0	0-0	0-0	Nevada	1-0	0-0	0-0	1-0	Utah	1-1	0-0	0-0	1-1	
Fresno State	2-2	0-0	1-0	1-2	New Mexico	1-0	0-0	0-0	1-0	Virginia	1-0	0-0	0-0	1-0	
Gardner-Webb	3-0	3-0	0-0	0-0	New Mexico St.	1-0	0-0	1-0	0-0	Virginia Tech	5-0	2-0	0-0	3-0	
Georgia	28-16	13-9	13-6	2-1	North Carolina	6-0	4-0	0-0	2-0	Washington	3-8	3-3	0-0	0-5	
Georgia South.	1-0	0-0	1-0	0-0	N.C. State	0-2	0-2	0-0	0-0	W. Michigan	2-0	1-0	0-0	1-0	
Georgia Tech	5-0	4-0	0-0	1-0	North Florida	3-0	3-0	0-0	0-0	Wichita State	1-0	0-0	0-0	1-0	
Hofstra	8-0	7-0	0-0	1-0	Northwestern	3-2	3-2	0-0	0-0	Winthrop	1-0	1-0	0-0	0-0	
Houston	3-0	0-0	2-0	1-0	Northwestern St.	1-2	0-0	0-0	1-2	Wisconsin	2-1	2-0	0-0	0-0	
					Notre Dame	4-1	3-1	0-0	1-0						

2010 opponents bolded



ALL-TIME LETTERWINNERS

AAA

Kristen Adkins	Util.	McKinney, Texas	2008
Jessica Allegretta	Util.	Bonita Springs, Fla.	1998
Ami Austin	Util.	Ormond Beach, Fla.	2008-09

BBB

Nicole Baldwin	OF	Homestead, Fla.	2002-05
Breanne Berger	C	Carmel, Ind.	2000-02
Katy Berger	OF	Carmel, Ind.	2001-02
Ashley Boone	INF	Irvine, Calif.	1998-01
Kimberly Boyle	OF	Tampa, Fla.	2000
Stephanie Brombacher	P	Pembroke Pines, Fla.	2008-present
Corrie Brooks	3B	Christmas, Fla.	2007-present
Jennifer Brown	Util.	Orlando, Fla.	2000-03
Kelsey Bruder	Util.	Corona, Calif.	2008-present
Megan Bush	Util.	Anaheim Hills, Calif.	2008-present
Kristen Butler	C/OF	Orlando, Fla.	2003-06

CCC

Lindsey Cameron	INF	Palm Beach Gardens, Fla.	2003-06
Erica Chesak	UT	Apopka, Fla.	2005
Jennifer Cordero	INF	Ft. Lauderdale, Fla.	1997-00
Amy Criswell	OF	Phoenix, Ariz.	1997-98
Ashley Cutcliff	INF	Zionsville, Ind.	2002

DDD

Tiffany DeFelice	C	Coral Springs, Fla.	2008-present
Michelle Diaz	C	West Plam Beach, Fla.	2004-05
Beth Dieter	P	Orlando, Fla.	1997-00
Maria DiGrazia	INF	Seffner, Fla.	1999

EEE

Kortney Edge	OF	Camarillo, Calif.	1999-01
Francesca Enea	OF	Woodland Hills, Calif.	2007-present

FFF

Jessica Franklin	OF	Miami, Fla.	2002
Le-Net Franklin	Util.	Belton, Texas	2008-09
Christa Frey	INF	Lutz, Fla.	1997

GGG

Ensley Gammel	P/Util.	Bakersfield, Calif.	2010-present
Ali Gardiner	1B	Waccabuc, N.Y.	2007-09
Jenilee Garner	INF/OF	Gainesville, Fla.	2001-04
Jenny Gladding	P	Palm City, Fla.	2003-04
Ashlie Goble	C	Pine, Colo.	2002-05
Jackie Griffin	OF	Lake Butler, Fla.	1999

HHH

Jodi Hackett	OF	Ormond Beach, Fla.	1997
Kim Hagan	INF	Tampa, Fla.	1997-98
Brittany Handy	INF	Gainesville, Fla.	2006-08
Ashley Harris	Util.	Royal Palm Beach, Fla.	2007
Lana Harris	OF	Satellite Beach, Fla.	2000
Shaunice Harris	3B	Moreno Valley Calif.	2008-present
Lisa Hasson	P	Seminole, Fla.	2005
Annie Hefferman	P	Miami, Fla.	1999
Lauren Heil	INF	Pembroke Pines, Fla.	2009-present
Kristina Hilberth	C	Dunedin, Fla.	2006-09
Danyell Hines	OF	Bryan, Texas	2008-09
Jamie Hirschman	OF	Sparks, Nev.	1997-99
Samantha Holle	INF	Tampa, Fla.	2010-present
Kelsey Horton	C	Valrico, Fla.	2010-present
Brittani Houghton	P/OF	Ft. Myers, Fla.	2002-03
Lacy Howard	OF	League City, Texas	2004-07
Kim Hunter	P/OF	Lithia, Fla.	1999

JJJ

Brooke Johnson	3B/OF	Lakeland, Fla.	2006-09
Tiffany Johnson	OF	Orange Park, Fla.	1997
Amanda Judd	OF	Cornville, Ariz.	2001

KKK

Savana Kelly	Util.	Ft. Lauderdale, Fla.	2005-07
Amanda Knowles	P	Cooper City, Fla.	2002-05
Nicole Kreipl	OF	Huntington Beach, Calif.	1997-00

LLL

Renise Landry	P	West Monroe, La.	1998-01
Lindsay Littlejohn	P	Bartow, Fla.	2006
Jennifer Lutsi	OF	Naples, Fla.	1998-00

MMM

Andrea Magura	OF	Gainesville, Fla.	2003-04
Jackie Marchetta	INF	Boynton Beach, Fla.	2001-03
Emily Marino	C/INF	Joliet, Ill.	1998-01
Nicole Michael	P	Phoenix, Ariz.	2000-01
Bobbie Molyneux	C	Perrysburg, Ohio	1997-98
Amanda Moore	P	Tuscaloosa, Ala.	2001-04
Jennifer Mossadeghi	INF	Jupiter, Fla.	2000-03
Michelle Moutlrie	OF	Jacksonville, Fla.	2009-present

NNN

Stacey Nelson	P	Los Alamitos, Calif.	2006-09
Lindsay Norfleet	INF	Madison, Fla.	2003-06

PPP

Aja Paculba	2B	Wildomar, Calif.	2008-present
Michelle Parks	C	Miami, Fla.	1997-99
Stacie Pestrak	SS/3B	Gainesville, Fla.	2005-06
Lora Pinkerton	INF	Phoenix, Ariz.	1997-00
Kristine Priebe	C	Moorpark, Calif.	2008-09
Mylin Prieto	INF/OF	Cooper City, Fla.	2001-04

RRR

Mary Ratliff	C/OF	Mt. Sterling, Ky.	2005-08
Erika Roberts	OF	Gainesville, Fla.	1997
Stacy Rosen	OF	Ft. Lauderdale, Fla.	2001-04
Lauren Roussell	INF	Cerritos, Calif.	2004-07

SSS

Chelsey Sakizzie	P	Farmington, N.M.	1997-98
Kristin Sandler	OF	Cooper City, Fla.	1997-98
Mandy Schuerman	P/Util.	Riverview, Fla.	2002-05
Erin Schuppert	P	Atlantic Beach, Fla.	2010-present
Brittany Schutte	Util.	Fountain Valley, Calif.	2010-present
Alicia Sisco	OF	Cooper City, Fla.	2009
Cindy Snoddy	OF	Winter Haven, Fla.	1998
Alicia Spack	C	West Lafayette, Ind.	2006
Alicia Stapf	P/Util.	Tampa, Fla.	2010-present
Shelley Stevens	Util.	Gainesville, Fla.	2004-07
Stacey Stevens	P/Util.	Gainesville, Fla.	2004-07

TTT

Laura Templeton	INF	Odessa, Fla.	2003-06
Mirelis Torres	INF/DP	Tampa, Fla.	2003-06

WWW

Prissie Walden	INF/OF	Jacksonville, Fla.	2000-03
Kim Waleszon	INF/OF	Fontana, Calif.	2006-09
Brittany Walker	Util.	Tomball, Texas	2010-present
Trisha Ward	INF	Ville Platte, La.	1997
Danielle Wilson	P/INF	Yorba Linda, Calif.	1997

ZZZ

Melissa Zick	INF	Tampa, Fla.	2004-07
Andrea Zimbardi	C	Green, Ohio	1999-03

ATHLETIC HONORS

NFCA/Louisville Slugger All-America

1998	Chelsey Sakizzie	3rd
2007	Stacey Nelson	2nd
	Kim Waleszonia	3rd
2008	Francesca Enea	2nd
	Ali Gardiner	1st
	Stacey Nelson	1st
	Aja Paculba	2nd
	Kim Waleszonia	3rd
2009	Stephanie Brombacher	2nd
	Kelsey Bruder	2nd
	Francesca Enea	2nd
	Stacey Nelson	1st
	Aja Paculba	2nd

Easton All-America

2007	Stacey Nelson	1st
	Kim Waleszonia	2nd
2008	Francesca Enea	1st
	Ali Gardiner	1st
	Stacey Nelson	1st
	Aja Paculba	1st
	Kim Waleszonia	1st
2009	Stephanie Brombacher	1st
	Kelsey Bruder	1st
	Francesca Enea	1st
	Stacey Nelson	1st
	Aja Paculba	1st

NFCA All-Southeast Region

1999*, 01	Ashley Boone
2009	Stephanie Brombacher
2009	Kelsey Bruder
2009	Megan Bush
2005, 06	Kristen Butler
2005	Lindsay Cameron
2008, 09	Francesca Enea
2008	Ali Gardiner
2003	Jenny Gladding
2007, 08, 09	Stacey Nelson
2008, 09	Aja Paculba
2003	Mylin Prieto
2007, 08	Kim Waleszonia

* - All-South Region

SEC Player of the Year

1998	Chelsey Sakizzie
2006	Kristen Butler

SEC Pitcher of the Year

2008, 09	Stacey Nelson
----------	---------------

All-SEC First Team

2000	Ashley Boone
2009	Kelsey Bruder
2006	Kristen Butler
2003, 05	Lindsay Cameron
2008	Ali Gardiner
2003	Jenny Gladding
2008, 09	Stacey Nelson
2009	Aja Paculba
1998	Lora Pinkerton
2003	Mylin Prieto
1997, 98	Chelsey Sakizzie
1997	Kristen Sandler
2007, 08	Kim Waleszonia

All-SEC Second Team

1999, 01	Ashley Boone
2009	Stephanie Brombacher
2009	Megan Bush
2006	Lindsay Cameron
1997	Amy Criswell
2009	Francesca Enea
2009	Ali Gardiner
2005	Jenny Gladding
1998	Kim Hagan
2007	Stacey Nelson
2001, 02	Jackie Marchetta
2000, 01	Emily Marino
2008	Aja Paculba
2000	Lora Pinkerton
2004	Kylin Prieto
1998	Kristen Sandler
2006	Kim Waleszonia
2004, 05, 06, 07	Melissa Zick

SEC Freshman of the Year

2002	Mandy Schuerman*
------	------------------

* - co-recipient

SEC All-Freshman Team

2004	Michelle Diaz
	Lauren Roussell
	Melissa Zick
2006	Brooke Johnson
	Stacey Nelson
	Kim Waleszonia
2007	Francesca Enea
2008	Stephanie Brombacher
	Megan Bush
	Tiffany DeFelice
	Aja Paculba
2009	Michelle Moultrie
	Alicia Sisco

Honor started in 2004

SEC All-Defensive Team

2008	Ali Gardiner
	Stacey Nelson
	Aja Paculba
	Kim Waleszonia
2009	Kelsey Bruder
	Ali Gardiner
	Stacey Nelson
	Aja Paculba

Honor started in 2008

SEC All-Tournament Team

1997	Kristen Sandler
1998	Jennifer Lutsi
	Chelsey Sakizzie
2000	Jennifer Mossadeghi
2003	Kristen Butler
	Jenny Gladding
2007	Kim Waleszonia
	Stacey Nelson
	Melissa Zick
2008	Francesca Enea
	Ali Gardiner
	Stacey Nelson (MVP)
	Mary Ratliff
2009	Corrie Brooks
	Kelsey Bruder
	Kristina Hilberth (MVP)
	Aja Paculba

SEC Coach of the Year

1998	Larry Ray
2008, 09	Tim Walton

WCWS All-Tournament Team

2008	Francesca Enea
	Stacey Nelson
2009	Megan Bush
	Stacey Nelson

NCAA Regional All-Tournament Team*

2003	Jenny Gladding
	Lindsay Cameron
2004	Mandy Schuerman

* - Honor no longer given

SEC Player of the Week

4/9/97	Kristen Sandler
5/4/99	Emily Marino
5/11/99	Ashley Boone
4/9/01	Ashley Boone
4/29/02	Jackie Marchetta
3/10/03	Lindsay Cameron
3/24/03	Mylin Prieto
3/8/04	Mylin Prieto
5/5/05	Mandy Schuerman
2/28/06	Melissa Zick
4/24/06	Kristen Butler
4/30/07	Kim Waleszonia
3/3/08	Mary Ratliff
3/31/08	Ali Gardiner
2/16/09	Francesca Enea
3/2/09	Francesca Enea

USA Softball National Collegiate Player of the Week

4/21/03	Jenny Gladding
3/31/08	Stacey Nelson
5/12/09	Kelsey Bruder

SEC Pitcher of the Week


3/17/98	Chelsey Sakizzie
4/21/98	Chelsey Sakizzie
5/5/98	Chelsey Sakizzie
2/14/00	Renise Landry
3/20/00	Beth Dieter
5/8/00	Beth Dieter
2/17/03	Jenny Gladding
4/21/03	Jenny Gladding
4/29/05	Stacey Stevens
4/12/05	Stacey Stevens
3/26/07	Stacey Nelson
2/18/08	Stacey Nelson
2/25/08	Stacey Nelson
2/16/09	Stephanie Brombacher
3/2/09	Stacey Nelson
3/17/09	Stacey Nelson
4/20/09	Stacey Nelson

SEC Freshman of the Week

3/20/06	Stacey Nelson
3/27/06	Kim Waleszonia
4/3/06	Kim Waleszonia
3/17/08	Aja Paculba

UF Hall of Fame Members

2008	Chelsey Sakizzie
------	------------------



ACADEMIC HONORS

ESPN The Magazine/CoSIDA Academic All-America

1998	Kristin Sandler	2nd
2000	Beth Dieter	3rd
2004	Jenny Gladding	2nd
2008	Stacey Nelson	1st
2009	Stephanie Brombacher	3rd
	Ali Gardiner	3rd
	Kristina Hilberth	1st
	Stacey Nelson*	1st

* - All-American of the Year

CoSIDA Academic All-District III

2009	Stephanie Brombacher
2002	Jennifer Brown
2009	Kelsey Bruder
2009	Megan Bush
2006	Kristen Butler
2000	Beth Dieter
2009	Ali Gardiner
2003, 04	Jenilee Garner
2004	Jenny Gladding
2009	Kristina Hilberth
2000	Emily Marino
2008, 09	Stacey Nelson
2006	Lindsay Norfleet
1998	Kristen Sandler
2005	Shelley Stevens
2005, 06, 07	Stacey Stevens

SEC Brad Davis Community Service Scholarship

2007	Stacey Stevens
------	----------------

Lowe's Senior CLASS Award

2009	Stacey Nelson
------	---------------

Collegiate Women Sports Award present by Honda

2009	Stacey Nelson*
------	----------------

* - nominee

SEC Community Service Team

2009	Francesca Enea
------	----------------

SEC Academic Honor Roll

1997	Christa Frey
	Kristin Sandler
1998	Beth Dieter
	Chelsey Sakizzie
	Kristin Sandler
1999	Ashley Boone
	Jennifer Cordero
	Beth Dieter
	Jennifer Lutsi
	Emily Marino
2000	Ashley Boone
	Jennifer Cordero
	Beth Dieter
	Jennifer Lutsi

2001	Emily Marino
	Lora Pinkerton
	Andrea Zimbardi
	Jennifer Brown
	Renise Landry
	Emily Marino
	Nicole Michael
2002	Andrea Zimbardi
	Jennifer Brown
	Jackie Marchetta
	Emily Marino
	Prissie Walden
2003	Andrea Zimbardi
	Nikki Baldwin
	Jennifer Brown
	Ashley Cutcliff
	Jessica Franklin
	Jenilee Garner
	Ashlie Goble
	Brittani Houghton
	Amanda Knowles
	Jackie Marchetta
	Stacy Rosen
	Mandy Schuerman
	Prissie Walden
2004	Andrea Zimbardi
	Nikki Baldwin
	Kristen Butler
	Lindsey Cameron
	Jenilee Garner
	Jenny Gladding
	Amanda Knowles
	Amanda Moore
	Lindsay Norfleet
	Laura Templeton
	Mirelis Torres
2005	Nikki Baldwin
	Kristen Butler
	Ashlie Goble
	Amanda Knowles
	Lindsay Norfleet
	Mandy Schuerman
	Shelley Stevens
	Stacey Stevens
	Laura Templeton
	Mirelis Torres
2006	Melissa Zick
	Kristen Butler
	Lindsay Norfleet
	Stacie Pestrak
	Mary Ratliff
	Shelley Stevens
	Stacey Stevens
	Laura Templeton
	Mirelis Torres
	Melissa Zick
2007	Brittany Handy
	Kristina Hilberth
	Brooke Johnson
	Savana Kelly
	Stacey Nelson
	Mary Ratliff
	Stacey Stevens
	Kim Waleszonia
	Melissa Zick

2008	Francesca Enea
	Ali Gardiner
	Brittany Handy
	Kristina Hilberth
	Brooke Johnson
	Stacey Nelson
	Mary Ratliff
2009	Ami Austin
	Stephanie Brombacher
	Kelsey Bruder
	Megan Bush
	Tiffany DeFelice
	Francesca Enea
	Ali Gardiner
	Shaunice Harris
	Kristina Hilberth
	Danyell Hines
	Brooke Johnson
	Stacey Nelson
	Kristine Priebe
	Kim Waleszonia

SEC Freshman Academic Honor Roll

2003	Kristen Butler
	Lindsay Norfleet
	Laura Templeton
	Mirelis Torres
2004	Lacy Howard
	Lauren Roussell
	Shelley Stevens
	Stacey Stevens
	Melissa Zick
2005	Lisa Hasson
	Savana Kelly
	Mary Ratliff
2006	Brittany Handy
	Kristina Hilberth
	Brooke Johnson
	Lindsay Littlejohn
	Stacey Nelson
	Alicia Spack
	Kim Waleszonia
2007	Francesca Enea
2008	Kristen Adkins
	Ami Austin
	Stephanie Brombacher
	Megan Bush
	Tiffany DeFelice
	Shaunice Harris
	Aja Paculba
	Kristine Priebe
2009	Lauren Heil
	Michelle Moultrie
	Alicia Sisco

The SEC began recognizing honor in 2003.



TEAM RECORDS

HITTING

Batting Average

1.	.323	(550-1702)	2009
2.	.306	(597-1953)	2008
3.	.272	(495-1819)	1998
4.	.270	(443-1640)	2005
	.270	(456-1687)	2001
6.	.269	(455-1693)	1999
7.	.260	(452-1741)	2006
8.	.257	(495-1927)	2000
	.257	(479-1866)	2007
10.	.253	(418-1652)	2003

Slugging Percentage

1.	.543	(1702 AB)	2009
2.	.468	(1953 AB)	2008
3.	.413	(1640 AB)	2005
4.	.395	(1652 AB)	2003
5.	.391	(1866 AB)	2007
6.	.383	(1741 AB)	2006
7.	.374	(1573 AB)	2004
8.	.368	(1927 AB)	2000
9.	.344	(1687 AB)	2001
10.	.343	(1704 AB)	2002

On-Base Percentage

1.	.423	(1702 AB)	2009
2.	.391	(1953 AB)	2008
3.	.352	(1741 AB)	2006
4.	.347	(1640 AB)	2005
5.	.340	(1687 AB)	2001
6.	.335	(1866 AB)	2007
	.335	(1573 AB)	2004
	.335	(1704 AB)	2002
	.335	(1927 AB)	2000
10.	.329	(1652 AB)	2003

Stolen Base Percentage

1.	.858	(97-113)	2000
2.	.849	(129-152)	2007
3.	.810	(51-63)	1999
4.	.802	(93-116)	2004
5.	.800	(92-115)	1997
6.	.789	(112-142)	2003
7.	.781	(57-73)	1998
8.	.775	(93-120)	2009
8.	.770	(104-135)	2005
9.	.767	(99-129)	2008
10.	.756	(93-123)	2001

Runs Scored

1.	431	2009
2.	413	2008
3.	312	2000
4.	284	2007
5.	282	2006
6.	272	2005
7.	253	2003
8.	248	2001
9.	240	1999
10.	238	1998

Hits

1.	597	2008
2.	550	2009
3.	495	2000
	495	1998
5.	479	2007
6.	456	2001
7.	455	1999
8.	452	2006
9.	443	2005
10.	424	2002

Doubles

1.	102	2008
2.	93	2000
3.	89	2009
4.	86	2004
5.	81	2002
	81	2007
7.	78	2001
	78	2003
9.	77	2005
10.	70	2006

Triples

1.	17	2003
2.	14	2009
3.	13	2008
4.	11	2006
	11	2007
6.	10	1997
	10	1998
8.	9	2004
9.	8	2000
	8	2002

Home Runs

1.	86	2009
2.	63	2008
3.	49	2007
4.	48	2005
5.	41	2003
	41	2006
7.	35	2000
8.	30	2004
9.	21	2002
10.	15	1999

Runs Batted In

1.	395	2009
2.	361	2008
3.	270	2000
4.	259	2006
5.	245	2007
6.	230	2005
7.	219	2003
8.	211	2001
9.	200	1999
10.	191	1998

Total Bases

1.	925	2009
2.	914	2008
3.	729	2007
4.	709	2000
5.	678	2005
6.	667	2006
7.	653	2003
8.	600	1998
9.	589	2004
10.	584	2002

Walks

1.	274	2009
2.	248	2008
3.	214	2000
4.	196	2006
5.	195	2007
6.	193	2002
7.	171	2001
8.	168	2004
9.	160	2003
10.	156	2005

Sacrifice Flies

1.	24	2008
2.	17	2003
	17	2009
4.	16	2001
5.	13	2000
	13	2002
7.	12	2007
8.	11	2006
9.	9	1997
10.	8	1999
	8	2004

Sacrifice Hits

1.	74	2000
2.	66	1998
3.	55	1997
4.	54	2005
5.	52	2001
6.	51	2008
7.	50	2006
8.	49	2003
9.	48	2002
10.	47	2007
	47	2009

Stolen Bases

1.	129	(129-152)	2007
2.	112	(112-142)	2003
3.	104	(104-135)	2005
4.	99	(99-129)	2008
5.	97	(97-113)	2000
6.	93	(93-116)	2004
	93	(93-123)	2001
	93	(93-120)	2009
9.	92	(92-115)	1997
10.	84	(84-112)	2002

PITCHING

Earned Run Average

1.	0.69	(444.0 IP)	2009
2.	0.92	(512.1 IP)	2008
3.	1.40	(498.2 IP)	2007
4.	1.67	(470.2 IP)	1998
5.	1.78	(420.0 IP)	2004
6.	1.82	(512.1 IP)	2000
	1.82	(447.0 IP)	2003
8.	1.98	(460.1 IP)	1997
9.	2.00	(444.1 IP)	2001
10.	2.16	(430.1 IP)	2005
	2.16	(460.0 IP)	2006

Opponent Batting Average

1.	.161	(444.0 IP)	2009
2.	.176	(512.1 IP)	2008
3.	.207	(512.1 IP)	2000
4.	.207	(498.2 IP)	2007
5.	.209	(420.0 IP)	2004
6.	.213	(470.2 IP)	1998
7.	.217	(447.0 IP)	2003
8.	.224	(444.1 IP)	2001
9.	.230	(460.1 IP)	1997
10.	.247	(430.1 IP)	2005

Walks/7 Inning Game

1.	1.22	(460.1 IP)	1997
2.	1.28	(444.0 IP)	2009
3.	1.59	(470.2 IP)	1998
4.	1.85	(498.2 IP)	2007
5.	1.91	(417.0 IP)	1999
6.	1.99	(512.1 IP)	2008
7.	2.00	(420.0 IP)	2004
8.	2.15	(460.0 IP)	2006
9.	2.40	(512.1 IP)	2000
10.	2.47	(430.1 IP)	2005

Strikeouts/7 Inning Game

1.	8.62	(444.0 IP)	2009
2.	7.33	(420.0 IP)	2004
3.	6.80	(512.1 IP)	2008
4.	6.55	(447.0 IP)	2003
5.	6.05	(430.1 IP)	2005
6.	5.84	(498.2 IP)	2007
7.	5.63	(512.1 IP)	2000
8.	5.43	(460.1 IP)	1997
9.	5.25	(470.2 IP)	1998
10.	4.60	(444.1 IP)	2001

Wins

1.	70*	(70-5)	2008
2.	63	(63-5)	2009
2.	50	(50-22)	2007
3.	47	(47-22)	1998
4.	46	(46-30)	2000
5.	43	(43-25)	2006
6.	42	(42-25)	1997
7.	41	(41-25)	2003
	41	(40-20)	2004
	41	(41-23)	2005
10.	37	(37-28)	2001

* - NCAA record



TEAM RECORDS

Losses

1.	5	(70-5)	2008
	5	(63-5)	2009
3.	20	(41-20)	2004
4.	22	(47-22)	1998
	22	(49-22)	2007
6.	23	(41-23)	2005
7.	25	(43-25)	2006
	25	(41-25)	2003
	25	(42-25)	1997
10.	28	(37-28)	2001

Saves

1.	8	2005
	8	2008
3.	7	2002
4.	6	2004
	6	2006
	6	2007
7.	5	2000
	5	2001
9.	4	1998
	4	2009

Shutouts

1.	39	2009
2.	30	2008
3.	26	1998
	26	2007
5.	25	2000
6.	18	2004
7.	16	1997
8.	15	2005
	15	2006
10.	13	2001

Innings Pitched

1.	512.1	2000
	512.1	2008
3.	498.2	2007
4.	470.2	1998
5.	460.1	1997
6.	460.0	2006
7.	447.0	2003
8.	444.1	2001
9.	444.0	2009
10.	443.2	2002

Hits Allowed

1.	250	2009
2.	319	2008
3.	322	2004
4.	352	2003
5.	368	2001
6.	371	2007
7.	376	1998
8.	394	2000
9.	401	1997
10.	406	2005

Runs Allowed

1.	67	2009
2.	94	2008
3.	126	2007
4.	136	2004
5.	141	1998
6.	155	2003
7.	174	1997
8.	179	2000
9.	182	2001
10.	183	2005

Earned Runs Allowed

1.	44	2009
2.	67	2008
3.	100	2007
4.	107	2004
5.	112	1998
6.	116	2003
7.	127	2001
8.	130	1997
9.	133	2000
	133	2005

Walks Allowed

1.	80	1997
2.	81	2009
3.	107	1998
4.	114	1999
5.	120	2004
6.	132	2007
7.	141	2006
8.	146	2008
9.	152	2005
10.	174	2003

Strikeouts

1.	547	2009
2.	498	2008
3.	440	2004
4.	418	2003
5.	416	2007
6.	412	2000
7.	372	2005
8.	357	1997
9.	353	1998
10.	292	2001

Strikeouts Looking

1.	156	2009
2.	144	2004
3.	129	2008
4.	124	2000
5.	117	2005
6.	105	2003
7.	92	2007
8.	88	2001
9.	84	1998
10.	82	2006

FIELDING

Fielding Percentage

1.	.977	(1332-470-43)	2009
2.	.975	(1496-654-55)	2007
3.	.972	(1536-633-63)	2008
4.	.968	(1341-589-63)	2003
	.968	(1412-429-61)	1998
6.	.966	(1260-447-60)	2004
7.	.965	(1317-590-70)	2006
8.	.964	(1333-671-75)	2001
9.	.961	(1291-551-74)	2005
10.	.958	(1537-547-92)	2000

Stolen-Base-Against Pct.

1.	.517	(31-60)	2003
2.	.564	(31-55)	2006
3.	.568	(21-37)	2005
4.	.581	(25-43)	1999
5.	.583	(21-36)	2004
6.	.593	(16-27)	2009
7.	.622	(28-45)	2008
8.	.638	(37-58)	2007
9.	.654	(53-81)	2002
10.	.704	(50-71)	1997

Chances

1	2232	2008
2.	2205	2007
3.	2176	2000
4.	2091	2002
5.	2079	2001
6.	2076	2006
7.	1993	2003
8.	1931	1997
9.	1916	2005
10.	1902	1998

Putouts

1.	1537	2000
2.	1536	2008
3.	1496	2007
4.	1412	1998
5.	1380	2006
6.	1378	1997
7.	1341	2003
8.	1333	2001
9.	1332	2009
10.	1331	2002

Assists

1.	671	2001
2.	670	2002
3.	654	2007
4.	633	2008
5.	624	2006
6.	589	2003
7.	566	1999
8.	551	2005
9.	547	2000
10.	470	2009

Errors

1.	43	2009
2.	55	2007
3.	60	2004
4.	61	1998
5.	63	2003
	63	2008
7.	72	2006
8.	74	2005
9.	75	2001
10.	83	1999

Double Plays Turned

1.	26	2007
2.	25	2003
	25	2000
4.	24	2005
	24	2008
6.	23	2006
7.	22	2001
8.	21	1999
9.	19	2004
10.	13	1998

Caught Stealing By

1.	29	2003
2.	28	2002
3.	24	2006
4.	21	1997
	21	2007
6.	18	1999
7.	17	2008
8.	16	2005
9.	15	2004
10.	14	2001

Runners Picked Off

1.	12	2002
2.	8	2003
3.	7	2005
4.	5	2006
5.	3	2004
	3	2008
7.	2	2009
8.	1	2001
	1	2007

Stolen Bases Against

1.	16	2009
2.	21	2005
	21	2004
4.	25	1999
5.	28	2008
6.	31	2003
	31	2006
8.	37	2007
9.	50	1997
10.	53	2000
	53	2002
	53	1998

INDIVIDUAL RECORDS

SEASON BATTING RECORDS

Batting Average (min. 100 AB)

1. .407	Ali Gardiner	(88-216)	2008
2. .386	Kristina Hilberth	(66-171)	2009
3. .377	Lindsey Cameron	(63-167)	2005
4. .369	Kelsey Bruder	(72-195)	2009
5. .368	Aja Paculba	(75-204)	2009
6. .365	Kim Waleszonia	(88-241)	2007
7. .355	Ashley Boone	(72-203)	1999
8. .349	Kim Waleszonia	(87-249)	2008
9. .339	Francesca Enea	(59-174)	2009
10. .336	Aja Paculba	(75-223)	2008
.336	Francesca Enea	(75-223)	2008

Slugging Percentage (min. 100 AB)

1. .713	Kelsey Bruder	(195 AB)	2009
.713	Francesca Enea	(174 AB)	2009
3. .712	Megan Bush	(153 AB)	2009
4. .671	Lindsey Cameron	(167 AB)	2005
5. .662	Jenny Gladding	(151 AB)	2003
6. .657	Emily Marino	(204 AB)	2000
7. .616	Ali Gardiner	(216 AB)	2008
8. .614	Kristen Butler	(189 AB)	2006
.614	Francesca Enea	(223 AB)	2008
10. .603	Aja Paculba	(204 AB)	2009

On-Base Percentage (min. 100 AB)

1. .508	Ali Gardiner	(216 AB)	2008
2. .494	Francesca Enea	(174 AB)	2009
3. .492	Aja Paculba	(204 AB)	2009
4. .464	Kelsey Bruder	(195 AB)	2009
5. .455	Emily Marino	(204 AB)	2000
6. .447	Megan Bush	(153 AB)	2009
7. .443	Tiffany DeFelice	(141 AB)	2008
8. .442	Melissa Zick	(171 AB)	2005
9. .437	Aja Paculba	(223 AB)	2008
10. .430	Emily Marino	(165 AB)	2001

At Bats

1. 249	Kim Waleszonia	2008
2. 243	Lora Pinkerton	2000
3. 241	Kim Waleszonia	2007
4. 223	Aja Paculba	2008
223	Francesca Enea	2008
6. 220	Lindsey Cameron	2006
220	Kim Waleszonia	2006
8. 217	Ali Gardiner	2007
9. 216	Jennifer Mossadeghi	2000
216	Ashley Boone	2000
216	Ali Gardiner	2008

Runs Scored

1. 69	Aja Paculba	2009
2. 62	Kim Waleszonia	2008
3. 61	Aja Paculba	2008
4. 59	Kelsey Bruder	2009
5. 49	Jennifer Lutsi	2000
6. 48	Lora Pinkerton	2000
7. 46	Melissa Zick	2005
46	Kim Waleszonia	2007
9. 45	Emily Marino	2000
10. 43	Mandy Schuerman	2002

Hits

1. 88	Kim Waleszonia	2007
88	Ali Gardiner	2008
3. 87	Kim Waleszonia	2008
4. 76	Lora Pinkerton	2000
5. 75	Aja Paculba	2008
75	Aja Paculba	2009

75	Francesca Enea	2008
8. 72	Ashley Boone	1999
72	Kelsey Bruder	2009
10. 68	Emily Marino	2000
68	Kim Waleszonia	2006

Doubles

1. 20	Ashley Boone	2001
2. 18	Ali Gardiner	2008
3. 17	Emily Marino	2000
17	Kelsey Bruder	2009
5. 16	Melissa Zick	2005
6. 15	Jennifer Mossadeghi	2000
15	Jennifer Lutsi	2000
15	Ashley Boone	1999
15	Kim Waleszonia	2007
15	Mary Ratliff	2008

Triples

1. 5	Kristin Sandler	1998
5	Kim Waleszonia	2007
5	Kim Waleszonia	2008
5	Aja Paculba	2009
5. 4	Mylin Prieto	2003
4	Kim Waleszonia	2009
7. 3	Kristin Sandler	1997
3	Lora Pinkerton	2000
3	Jenilee Garner	2002
3	Jenilee Garner	2003
3	Jackie Marchetta	2003
3	Kim Waleszonia	2006
3	Melissa Zick	2007
3	Ali Gardiner	2008

Home Runs

1. 18	Francesca Enea	2009
2. 17	Kristen Butler	2006
17	Francesca Enea	2008
4. 16	Kelsey Bruder	2009
16	Megan Bush	2009
6. 15	Emily Marino	2000
7. 13	Lindsey Cameron	2005
13	Megan Bush	2008
9. 12	Jenny Gladding	2003
12	Melissa Zick	2007

Runs Batted In

1. 70	Francesca Enea	2009
2. 68	Kelsey Bruder	2009
3. 64	Francesca Enea	2008
4. 60	Emily Marino	2000
5. 56	Ali Gardiner	2008
6. 52	Kristen Butler	2006
7. 51	Corrie Brooks	2009
8. 49	Ali Gardiner	2009
9. 48	Mary Ratliff	2008
10. 47	Lindsey Cameron	2006

Total Bases

1. 139	Kelsey Bruder	2009
2. 137	Francesca Enea	2008
3. 134	Emily Marino	2000
4. 133	Ali Gardiner	2008
5. 124	Francesca Enea	2009
6. 123	Aja Paculba	2009
7. 122	Kim Waleszonia	2007
8. 116	Kristen Butler	2006
9. 115	Kim Waleszonia	2008
10. 113	Melissa Zick	2007

Walks

1. 49	Aja Paculba	2009
2. 48	Francesca Enea	2009
3. 47	Emily Marino	2000
4. 46	Emily Marino	2001
5. 43	Mandy Schuerman	2002
6. 42	Ali Gardiner	2008
7. 39	Aja Paculba	2008
8. 38	Ali Gardiner	2009
9. 37	Lauren Roussell	2007
10. 35	Lauren Roussell	2004

Hit By Pitch

1. 13	Lauren Roussell	2005
2. 11	Kristen Butler	2006
11	Melissa Zick	2006
4. 8	Lindsey Cameron	2006
8	Lauren Roussell	2007
8	Kim Waleszonia	2007
8	Francesca Enea	2008
8	Kelsey Bruder	2009
9. 7	Jackie Marchetta	2003
7	Kim Waleszonia	2006
7	Kim Waleszonia	2008
7	Tiffany DeFelice	2008
7	Francesca Enea	2009

Strikeouts


1. 65	Jackie Griffin	1999
2. 57	Lacy Howard	2007
3. 53	Mandy Schuerman	2002
4. 49	Lacy Howard	2006
49	Corrie Brooks	2007
6. 48	Megan Bush	2008
7. 46	Breanne Berger	2002
46	Brooke Johnson	2006
9. 43	Mary Ratliff	2008
43	Corrie Brooks	2009

Sacrifice Flies

1. 6	Francesca Enea	2008
2. 5	Jennifer Mossadeghi	2003
5	Kelsey Bruder	2009
4. 4	Lindsey Cameron	2003
4	Megan Bush	2008
4	Corrie Brooks	2009
7. 3	Jennifer Lutsi	1999
3	Mylin Prieto	2001
3	Jennifer Mossadeghi	2001
3	Lora Pinkerton	1997
3	Ashley Boone	2001
3	Kristen Butler	2005
3	Lindsey Cameron	2006
3	Kim Waleszonia	2007
3	Francesca Enea	2007
3	Kim Waleszonia	2008
3	Aja Paculba	2008

Sacrifice Hits

1. 21	Nicole Kreipl	2000
2. 20	Lauren Roussell	2007
3. 13	Stacie Pestrak	2005
4. 12	Nicole Kreipl	1998
12	Jennifer Mossadeghi	2000
6. 10	Andrea Zimbardi	2000
10	Kim Hagan	1998
10	Jennifer Lutsi	1998
10	Jackie Marchetta	2002
10	Shelley Stevens	2005
10	Corrie Brooks	2008
10	Kim Waleszonia	2008



INDIVIDUAL RECORDS

Stolen Bases

1.	27	Aja Paculba	(27-32)	2009
2.	24	Kim Waleszonia	(24-27)	2007
	24	Kim Waleszonia	(24-28)	2008
4.	23	Jackie Marchetta	(23-20)	2003
	23	Lora Pinkerton	(23-28)	2000
6.	22	Tiffany Johnson	(22-24)	1997
	22	Ashley Harris	(22-26)	2007
	22	Melissa Zick	(22-25)	2007
9.	19	Lora Pinkerton	(19-22)	1997
	19	Jen Lutsi	(19-20)	2000
	19	Jennifer Brown	(19-22)	2003
	19	Stacie Pestrak	(19-22)	2005

CAREER BATTING RECORDS

Batting Average (min. 200 AB)

1.	.351	Aja Paculba	(150-427)	08-09
2.	.340	Kim Waleszonia	(272-799)	06-09
3.	.332	Ali Gardiner	(210-633)	07-09
4.	.325	Kelsey Bruder	(78-240)	08-09
5.	.320	Ashley Boone	(260-812)	98-01
6.	.317	Amy Criswell	(129-407)	97-98
7.	.310	Francesca Enea	(164-529)	07-09
8.	.309	Lindsey Cameron	(218-706)	03-06
9.	.308	Lora Pinkerton	(250-813)	97-00
10.	.299	Melissa Zick	(222-742)	04-07

Slugging Percentage (min. 200 AB)

1.	.625	Kelsey Bruder	(240 AB)	08-09
2.	.595	Francesca Enea	(529 AB)	07-09
3.	.593	Megan Bush	(349 AB)	08-09
4.	.586	Jenny Gladding	(249 AB)	03-04
5.	.534	Lindsey Cameron	(706 AB)	03-06
6.	.511	Aja Paculba	(427 AB)	08-09
7.	.489	Ali Gardiner	(433 AB)	07-09
8.	.489	Kristen Butler	(664 AB)	03-06
9.	.488	Melissa Zick	(742 AB)	04-07
10.	.471	Emily Marino	(734 AB)	98-01

On-Base Percentage (min. 200 AB)

1.	.464	Aja Paculba	(427 AB)	08-09
2.	.430	Ali Gardiner	(633 AB)	07-09
3.	.423	Tiffany DeFelice	(241 AB)	08-09
4.	.419	Kelsey Bruder	(240 AB)	08-09
5.	.411	Francesca Enea	(529 AB)	07-09
6.	.409	Emily Marino	(734 AB)	98-01
7.	.402	Kim Waleszonia	(799 AB)	06-09
8.	.400	Melissa Zick	(742 AB)	04-07
9.	.399	Mandy Schuerman	(554 AB)	02-05
10.	.398	Jenny Gladding	(249 AB)	03-04

Stolen Base Percentage (min. 15 att)

1.	.944	Emily Marino	(17-18)	98-01
2.	.933	Jackie Griffin	(14-15)	1999
3.	.917	Tiffany Johnson	(22-24)	1997
4.	.900	Jennifer Lutsi	(27-30)	98-00
5.	.875	Mandy Schuerman	(21-24)	02-05
6.	.867	Brittani Houghton	(13-15)	02-03
7.	.853	Lacy Howard	(29-34)	04-07
8.	.852	Nicole Kreipl	(23-27)	97-00
9.	.846	Ashley Harris	(22-26)	2007
10.	.844	Mylin Prieto	(27-32)	01-04

At Bats

1.	813	Lora Pinkerton	1997-00
2.	812	Ashley Boone	1998-01
3.	799	Kim Waleszonia	2006-09
4.	787	Nicole Kreipl	1997-00
5.	743	Mylin Prieto	2001-04
6.	742	Jennifer Mossadeghi	2000-03

742	Melissa Zick	2004-07	
8.	734	Emily Marino	1998-01
9.	706	Lindsey Cameron	2003-06
10.	664	Kristen Butler	2003-06

Runs Scored

1.	166	Kim Waleszonia	2006-09
2.	142	Melissa Zick	2004-07
3.	130	Aja Paculba	2008-09
4.	129	Lora Pinkerton	1997-00
5.	118	Lindsey Cameron	2003-06
6.	112	Ashley Boone	1998-01
7.	109	Jennifer Lutsi	1998-00
	109	Nicole Kreipl	1997-00
9.	106	Jennifer Mossadeghi	2000-03
10.	100	Emily Marino	1998-01
	100	Ali Gardiner	2007-09

Hits

1.	272	Kim Waleszonia	2006-09
2.	260	Ashley Boone	1998-01
3.	250	Lora Pinkerton	1997-00
4.	222	Melissa Zick	2004-07
5.	218	Lindsey Cameron	2003-06
6.	217	Emily Marino	1998-01
7.	211	Nicole Kreipl	1997-00
8.	210	Mylin Prieto	2001-04
	210	Ali Gardiner	2007-09
10.	204	Jennifer Mossadeghi	2000-03

Doubles

1.	59	Ashley Boone	1998-01
2.	47	Melissa Zick	2004-07
3.	45	Jennifer Mossadeghi	2000-03
	45	Lindsey Cameron	2003-06
5.	41	Emily Marino	1998-01
	41	Mylin Prieto	2001-04
	41	Ali Gardiner	2007-09
8.	37	Lora Pinkerton	1997-00
	37	Mandy Schuerman	2002-05
10.	36	Lauren Roussell	2004-07

Triples

1.	17	Kim Waleszonia	2006-09
2.	8	Kristin Sandler	1997-98
	8	Lora Pinkerton	1997-00
	8	Jenilee Garner	2001-04
5.	6	Aja Paculba	2008-09
6.	5	Jackie Marchetta	2001-03
	5	Mylin Prieto	2001-04
	5	Kristen Butler	2003-06
9.	4	Jennifer Mossadeghi	2000-03
	4	Stacie Pestrak	2005-06
	4	Ali Gardiner	2007-09

Home Runs

1.	41	Francesca Enea	2007-09
2.	36	Lindsey Cameron	2003-06
3.	33	Kristen Butler	2003-06
4.	29	Melissa Zick	2004-07
	29	Megan Bush	2008-09
6.	28	Emily Marino	1998-01
7.	20	Ali Gardiner	2007-09
8.	18	Lauren Roussell	2004-07
9.	17	Kelsey Bruder	2008-09
10.	16	Jenny Gladding	2003-04
	16	Corrie Brooks	2007-09

Runs Batted In

1.	156	Francesca Enea	2007-09
2.	150	Emily Marino	1998-01
3.	148	Lindsey Cameron	2003-06
4.	145	Ali Gardiner	2007-09
5.	140	Ashley Boone	1998-01
6.	133	Kristen Butler	2003-06
7.	132	Melissa Zick	2004-07
8.	111	Jennifer Mossadeghi	2000-03
9.	92	Mylin Prieto	2001-04
10.	89	Jennifer Lutsi	1998-00
	89	Lauren Roussell	2004-07

Total Bases

1.	377	Lindsey Cameron	2003-06
2.	362	Melissa Zick	2004-07
3.	360	Kim Waleszonia	2006-09
4.	356	Ashley Boone	1998-01
5.	346	Emily Marino	1998-01
6.	325	Kristen Butler	2003-06
7.	319	Ali Gardiner	2007-09
8.	315	Francesca Enea	2007-09
9.	309	Lora Pinkerton	1997-00
10.	296	Jennifer Mossadeghi	2000-03

Walks

1.	138	Emily Marino	1998-01
2.	134	Lauren Roussell	2004-07
3.	116	Mandy Schuerman	2002-05
4.	108	Melissa Zick	2004-07
5.	104	Ali Gardiner	2007-09
6.	88	Aja Paculba	2008-09
7.	81	Francesca Enea	2007-09
8.	79	Ashley Boone	1998-01
9.	78	Jennifer Mossadeghi	2000-03
10.	70	Kristen Butler	2003-06

Hit By Pitch

1.	32	Lauren Roussell	2004-07
2.	25	Kim Waleszonia	2006-09
3.	23	Kristen Butler	2003-06
4.	20	Melissa Zick	2004-07
5.	19	Lindsey Cameron	2003-06
6.	17	Francesca Enea	2007-09
7.	14	Lora Pinkerton	1997-00
	14	Mylin Prieto	2001-04
	14	Jenilee Garner	2001-04
10.	13	Jackie Marchetta	2001-03

Sacrifice Flies

1.	11	Francesca Enea	2007-089
2.	10	Jennifer Mossadeghi	2000-03
3.	8	Lora Pinkerton	1997-00
	8	Lindsey Cameron	2003-06
5.	7	Kristen Butler	2003-06
	7	Kim Waleszonia	2006-09
7.	6	Corrie Brooks	2007-09
	6	Kelsey Bruder	2008-09
	6	Megan Bush	2008-09

Sacrifice Hits

1.	48	Nicole Kreipl	1997-00
2.	37	Lauren Roussell	2004-07
3.	27	Jennifer Mossadeghi	2000-03
4.	25	Kristen Butler	2003-06
	25	Corrie Brooks	2007-09
6.	24	Prissie Walden	2000-03
7.	23	Jackie Marchetta	2001-03
8.	22	Mylin Prieto	2001-04
9.	20	Jenilee Garner	2001-04
	20	Kim Waleszonia	2006-09



INDIVIDUAL RECORDS

Stolen Bases

1.	65	Kim Waleszonia	2006-09
2.	58	Lora Pinkerton	1997-00
	58	Jackie Marchetta	2001-03
4.	52	Melissa Zick	2004-07
5.	48	Jennifer Brown	2000-03
6.	46	Jenilee Garner	2001-04
7.	43	Aja Paculba	2008-09
8.	42	Shelley Stevens	2004-07
9.	34	Lindsey Cameron	2003-06
10.	32	Brooke Johnson	2006-09

SEASON PITCHING RECORDS

Earned Run Average (min. 50 IP)

1.	0.61	Stacey Nelson	(285.1 IP)	2009
2.	0.75	Stacey Nelson	(352.2 IP)	2008
3.	0.78	Jenny Gladding	(153.1 IP)	2004
4.	0.84	Steph Brombacher	(158.2 IP)	2009
5.	0.88	Chelsey Sakizzie	(287.0 IP)	1998
6.	0.95	Stacey Nelson	(318.0 IP)	2007
7.	1.40	Steph Brombacher	(140.0 IP)	2008
8.	1.41	Chelsey Sakizzie	(282.0 IP)	1997
9.	1.46	Jenny Gladding	(254.2 IP)	2003
10.	1.72	Lindsay Littlejohn	(81.1 IP)	2006

Opponent Batting Average (min. 50 IP)

1.	.146	Jenny Gladding	2004
2.	.161	Stacey Nelson	2009
	.161	Stephanie Brombacher	2009
4.	.164	Stacey Nelson	2008
5.	.184	Renise Landry	2000
	.184	Stacey Nelson	2007
7.	.187	Chelsey Sakizzie	1998
8.	.190	Jenny Gladding	2003
9.	.199	Chelsey Sakizzie	1997
10.	.207	Stephanie Brombacher	2008

Walks/7 Innings (min. 50 IP)

1.	0.71	Chelsey Sakizzie	1998
2.	0.92	Chelsey Sakizzie	1997
3.	1.25	Stephanie Brombacher	2008
4.	1.28	Stacey Nelson	2009
	1.28	Stephanie Brombacher	2009
6.	1.41	Kim Hunter	1999
7.	1.49	Danielle Wilson	1997
8.	1.60	Jenny Gladding	2004
9.	1.62	Stacey Nelson	2006
10.	1.63	Stacey Nelson	2007

Strikeouts/7 Innings (min. 50 IP)

1.	9.91	Jenny Gladding	2004
2.	8.76	Stacey Nelson	2009
3.	8.38	Stephanie Brombacher	2009
4.	7.83	Jenny Gladding	2003
5.	7.21	Stacey Nelson	2008
6.	7.08	Amanda Knowles	2005
7.	6.95	Renise Landry	2000
8.	6.63	Chelsey Sakizzie	1997
9.	6.59	Chelsey Sakizzie	1998
10.	6.49	Stacey Stevens	2004

Win Percentage (min. 10 decisions)

1.	1.00	Steph Brombacher	(20-0)	2008
	1.00	Steph Brombacher	(22-0)	2009
3.	.904	Stacey Nelson	(47-5)	2008
4.	.891	Stacey Nelson	(41-5)	2009
5.	.810	Jenny Gladding	(17-4)	2004
6.	.733	Beth Dieter	(11-4)	1998
7.	.714	Chelsey Sakizzie	(30-12)	1998
8.	.708	Stacey Nelson	(34-14)	2007

9.	.692	Lindsay Littlejohn	(9-4)	2006
10.	.689	Stacey Stevens	(20-9)	2006

Wins

1.	47	Stacey Nelson	(47-5)	2008
2.	41	Stacey Nelson	(41-5)	2009
3.	34	Stacey Nelson	(34-14)	2007
4.	30	Chelsey Sakizzie	(30-14)	1997
	30	Chelsey Sakizzie	(30-12)	1998
6.	24	Stacey Stevens	(24-14)	2005
7.	23	Jenny Gladding	(23-14)	2003
8.	22	Steph Brombacher	(22-0)	2009
9.	21	Renise Landry	(21-11)	2000
	21	Beth Dieter	(21-19)	1999

Saves

1.	5	Stacey Nelson	2006
	5	Stacey Nelson	2007
	5	Stacey Nelson	2008
4.	4	Stacey Stevens	2005
5.	3	Chelsey Sakizzie	1997
	3	Nicole Michael	2001
	3	Amanda Knowles	2004
3	3	Stephanie Brombacher	2008
	3	Stacey Nelson	2009
10.	2	Beth Dieter	1998
	2	Renise Landry	2000
	2	Chelsey Sakizzie	1998
	2	Beth Dieter	1999
	2	Nicole Michael	2000
	2	Amanda Moore	2002
	2	Amanda Knowles	2002
	2	Jenny Gladding	2003
	2	Brittani Houghton	2002
	2	Stacey Stevens	2004
	2	Amanda Knowles	2005
	2	Mandy Schuerman	2005

Appearances

1.	59	Stacey Nelson	2008
2.	58	Stacey Nelson	2007
3.	54	Stacey Stevens	2005
4.	50	Stacey Nelson	2009
5.	49	Chelsey Sakizzie	1997
6.	48	Amanda Moore	2002
7.	46	Amanda Moore	2001
	46	Chelsey Sakizzie	1998
9.	45	Renise Landry	2001
	45	Beth Dieter	2000

Starts

1.	49	Stacey Nelson	2008
2.	42	Stacey Nelson	2007
3.	41	Stacey Nelson	2009
4.	40	Chelsey Sakizzie	1997
5.	39	Chelsey Sakizzie	1998
	39	Jenny Gladding	2003
7.	38	Beth Dieter	1999
8.	37	Beth Dieter	2000
9.	34	Stacey Stevens	2006
10.	32	Renise Landry	2001
	32	Stacey Stevens	2005

Complete Games

1.	43	Stacey Nelson	2008
2.	37	Chelsey Sakizzie	1998
	37	Stacey Nelson	2007
4.	34	Chelsey Sakizzie	1997
	34	Stacey Nelson	2009
6.	30	Beth Dieter	2000

30	Beth Dieter	1999	
8.	25	Jenny Gladding	2003
9.	19	Renise Landry	2000
	19	Stacey Nelson	2006

Shutouts

1.	22	Stacey Nelson	2009
2.	19	Chelsey Sakizzie	1998
3.	18	Stacey Nelson	2008
4.	14	Stacey Nelson	2007
	14	Stephanie Brombacher	2009
6.	10	Beth Dieter	2000
7.	9	Jenny Gladding	2003
8.	8	Renise Landry	2000
	8	Chelsey Sakizzie	1997
10.	7	Beth Dieter	1999
	7	Jenny Gladding	2004

Innings Pitched

1.	352.1	Stacey Nelson	2008
2.	318.0	Stacey Nelson	2007
3.	287.0	Chelsey Sakizzie	1998
4.	285.1	Stacey Nelson	2009
5.	282.0	Chelsey Sakizzie	1997
6.	257.1	Beth Dieter	1999
7.	254.2	Jenny Gladding	2003
8.	252.0	Stacey Stevens	2005
9.	243.2	Beth Dieter	2000
10.	206.1	Renise Landry	2001

Hits Allowed

1.	263	Beth Dieter	1999
2.	239	Stacey Stevens	2005
3.	205	Stacey Nelson	2007
4.	203	Chelsey Sakizzie	1997
5.	200	Beth Dieter	2000
	200	Stacey Nelson	2008
7.	195	Chelsey Sakizzie	1998
8.	191	Stacey Stevens	2006
9.	181	Amanda Moore	2002
10.	176	Amanda Moore	2001

Earned Runs Allowed


1.	98	Beth Dieter	1999
2.	79	Stacey Stevens	2005
3.	72	Amanda Moore	2002
4.	71	Renise Landry	2001
5.	65	Stacey Stevens	2006
6.	61	Beth Dieter	2000
7.	57	Chelsey Sakizzie	1997
	57	Stacey Stevens	2004
9.	56	Stacey Nelson	2006
	56	Stacey Stevens	2007

Walks Allowed

1.	116	Stacey Nelson	2008
2.	110	Renise Landry	2001
3.	88	Jenny Gladding	2003
4.	80	Stacey Stevens	2005
5.	79	Beth Dieter	2000
6.	74	Mandy Schuerman	2002
	74	Stacey Nelson	2007
8.	71	Stacey Stevens	2006
9.	69	Renise Landry	2000
10.	60	Beth Dieter	1999

Strikeouts

1.	363	Stacey Nelson	2008
2.	357	Stacey Nelson	2009



INDIVIDUAL RECORDS

3.	285	Jenny Gladding	2003
	285	Stacey Nelson	2007
5.	270	Chelsey Sakizzie	1998
6.	267	Chelsey Sakizzie	1997
7.	218	Stacey Stevens	2005
8.	217	Jenny Gladding	2004
9.	200	Renise Landry	2000
10.190		Stephanie Brombacher	2009

CAREER PITCHING RECORDS

Earned Run Average (min. 100 IP)

1.	0.99	Stacey Nelson	(1141.2 IP)	06-09
2.	1.10	Steph Brombacher(298.2 IP)		08-09
3.	1.14	Chelsey Sakizzie	(569.0 IP)	97-98
4.	1.20	Jenny Gladding	(408.0 IP)	03-04
5.	1.66	Nicole Michael	(101.1 IP)	00-01
6.	2.15	Amanda Moore	(557.2 IP)	01-04
7.	2.27	Stacey Stevens	(792.2 IP)	04-07
8.	2.41	Beth Dieter	(716.2 IP)	97-00
9.	2.45	Renise Landry	(548.0 IP)	98-01
10.	2.66	Amanda Knowles	(223.1 IP)	02-05

Opponent Batting Average (min. 100 IP)

1.	.174	Jenny Gladding	03-04
2.	.183	Stacey Nelson	06-09
.183		Stephanie Brombacher	08-09
4.	.193	Chelsey Sakizzie	97-98
5.	.207	Renise Landry	98-01
6.	.228	Nicole Michael	00-01
7.	.241	Amanda Knowles	02-05
8.	.246	Stacey Stevens	04-07
9.	.245	Amanda Moore	01-04
10.	.253	Beth Dieter	97-00
	.253	Mandy Schuerman	02-05

Walks/7 Innings (min. 100 IP)

1.	0.81	Chelsey Sakizzie	97-98
2.	1.27	Stephanie Brombacher	08-09
3.	1.75	Stacey Nelson	06-09
4.	1.92	Beth Dieter	97-00
5.	2.08	Amanda Moore	01-04
6.	2.11	Jenny Gladding	03-04
7.	2.28	Stacey Stevens	04-07
8.	2.56	Nicole Michael	00-01
9.	3.33	Renise Landry	98-01
10.	3.35	Amanda Knowles	02-05

Strikeouts/7 Innings (min.100 IP)

1.	8.61	Jenny Gladding	03-04
2.	7.34	Stephanie Brombacher	08-09
3.	6.84	Stacey Nelson	06-09
4.	6.61	Chelsey Sakizzie	97-98
5.	6.43	Amanda Knowles	01-05
6.	5.51	Stacey Stevens	04-07
7.	5.28	Renise Landry	98-01
8.	5.18	Nicole Michael	00-01
9.	4.64	Mandy Schuerman	02-05
10.	4.03	Amanda Moore	01-04

Win Percentage

1.	1.00	Steph Brombacher(42-0)	08-09	
2.	.791	Stacey Nelson	(136-36)	06-09
3.	.698	Chelsey Sakizzie	(60-26)	97-98
4.	.692	Lindsay Littlejohn(9-4)		2006
5.	.690	Jenny Gladding	(40-18)	03-04
6.	.642	Nicole Michael	(9-5)	00-01
7.	.638	Stacey Stevens	(74-42)	04-07
8.	.583	Beth Dieter	(60-43)	97-00
	.583	Kim Hunter	(7-5)	1999
10.	.579	Amanda Knowles	(22-16)	02-05

Wins

1.	136	Stacey Nelson	(136-36)	06-09
2.	74	Stacey Stevens	(74-42)	04-07
3.	60	Beth Dieter	(60-43)	97-00
	60	Chelsey Sakizzie	(60-26)	97-98
5.	52	Renise Landry	(52-38)	98-01
6.	45	Amanda Moore	(45-33)	01-04
7.	42	Steph Brombacher(42-0)		08-09
8.	40	Jenny Gladding	(40-18)	03-04
9.	22	Amanda Knowles	(22-16)	02-05
	22	Mandy Schuerman	(22-19)	02-05

Saves

1.	18	Stacey Nelson	06-09
2.	7	Amanda Knowles	02-05
	7	Stacey Stevens	04-07
4.	5	Chelsey Sakizzie	97-98
	5	Beth Dieter	97-00
	5	Nicole Michael	00-01
7.	4	Amanda Moore	01-04
4		Stephanie Brombacher	08-09
9.	3	Renise Landry	98-01
	3	Jenny Gladding	03-04
	3	Mandy Schuerman	02-05

Appearances

1.	206	Stacey Nelson	06-09
1.	159	Stacey Stevens	04-07
3.	154	Amanda Moore	01-04
4.	139	Beth Dieter	97-00
5.	115	Renise Landry	98-01
6.	95	Chelsey Sakizzie	97-98
7.	86	Mandy Schuerman	02-05
8.	75	Amanda Knowles	02-05
9.	68	Jenny Gladding	03-04
10.64		Stephanie Brombacher	08-09

Starts

1.	156	Stacey Nelson	06-09
2.	125	Stacey Stevens	04-07
3.	105	Beth Dieter	97-00
4.	90	Renise Landry	98-01
5.	79	Chelsey Sakizzie	97-98
6.	68	Amanda Moore	01-04
7.	60	Jenny Gladding	03-04
8.	51	Stephanie Brombacher	08-09
9.	46	Amanda Knowles	02-05
	46	Mandy Schuerman	02-05

Complete Games

1.	133	Stacey Nelson	06-09
2.	75	Beth Dieter	97-00
3.	71	Chelsey Sakizzie	97-98
4.	60	Stacey Stevens	04-07
5.	43	Renise Landry	98-01
6.	42	Jenny Gladding	2004
7.	28	Stephanie Brombacher	08-09
8.	27	Amanda Moore	01-04
9.	8	Nicole Michael	00-01
	8	Amanda Knowles	02-05
	8	Mandy Schuerman	02-05

Shutouts

1.	60	Stacey Nelson	06-09
2.	27	Chelsey Sakizzie	97-98
3.	23	Beth Dieter	97-00
4.	19	Renise Landry	98-01
19		Stephanie Brombacher	08-09
6.	16	Jenny Gladding	03-04
7.	15	Stacey Stevens	04-07

8.	9	Amanda Moore	01-03
9.	3	Nicole Michael	00-01
	3	Amanda Knowles	02-05

Innings Pitched

1.	1141.2	Stacey Nelson	06-09
2.	792.2	Stacey Stevens	04-07
3.	716.2	Beth Dieter	97-00
4.	569.0	Chelsey Sakizzie	97-98
5.	559.2	Amanda Moore	01-04
6.	548.0	Renise Landry	98-01
7.	408.0	Jenny Gladding	03-04
8.	298.2	Stephanie Brombacher	08-09
8.	273.1	Mandy Schuerman	02-05
9.	223.1	Amanda Knowles	02-05

Hits Allowed

1.	747	Stacey Stevens	04-07
2.	738	Stacey Nelson	06-09
3.	706	Beth Dieter	97-00
4.	527	Amanda Moore	01-04
5.	422	Renise Landry	98-01
6.	398	Chelsey Sakizzie	97-98
7.	263	Mandy Schuerman	02-05
8.	248	Jenny Gladding	03-04
9.	198	Amanda Knowles	02-05
10.195		Stephanie Brombacher	08-09

Earned Runs Allowed

1.	257	Stacey Stevens	04-07
2.	247	Beth Dieter	97-00
3.	192	Renise Landry	98-01
4.	172	Amanda Moore	01-04
5.	162	Stacey Nelson	06-09
6.	107	Mandy Schuerman	02-05
7.	93	Chelsey Sakizzie	97-98
8.	85	Amanda Knowles	02-05
9.	70	Jenny Gladding	03-04
10.47		Stephanie Brombacher	08-09

Walks Allowed

1.	285	Stacey Nelson	06-09
2.	261	Renise Landry	98-01
3.	258	Stacey Stevens	04-07
4.	197	Beth Dieter	97-00
5.	166	Amanda Moore	01-04
6.	148	Mandy Schuerman	02-05
7.	123	Jenny Gladding	03-04
8.	107	Amanda Knowles	02-05
9.	66	Chelsey Sakizzie	97-98
10.54		Stephanie Brombacher	08-09

Strikeouts

1.	1116	Stacey Nelson	06-09
2.	624	Stacey Stevens	04-07
3.	537	Chelsey Sakizzie	97-98
4.	502	Jenny Gladding	03-04
5.	413	Renise Landry	98-01
6.	380	Beth Dieter	97-00
7.	322	Amanda Moore	01-04
8.	313	Stephanie Brombacher	08-09
9.	205	Amanda Knowles	02-05
10.	181	Mandy Schuerman	02-05

INDIVIDUAL RECORDS

SEASON FIELDING RECORDS

Fielding Percentage (min. 50 chances)

1.	1.00	Ashlie Goble (116-11-0)	2003
	1.00	Brooke Johnson (50-3-0)	2007
	1.00	Tiffany DeFelice (90-2-0)	2009
4.	.997	Emily Marino (279-11-1)	1998
5.	.995	Ashley Boone (528-19-3)	2001
	.995	Melissa Zick (358-18-2)	2004
	.995	Kristina Hilberth (336-33-2)	2007
8.	.994	Kristina Hilberth (469-23-3)	2009
9.	.993	Ashlie Goble (134-8-1)	2004
10.	.992	Emily Marino (226-29-2)	1999
	.992	Kristina Hilberth (458-28-4)	2008
	.992	Ali Gardiner (370-13-3)	2009

Stolen Bases Against Pct. (min. 10 att)

1.	.457	Kristen Butler (16-35)	2003
	.457	Jenny Gladding (16-35)	2003
3.	.500	Michelle Diaz (8-16)	2004
	.500	Stacey Stevens (5-10)	2004
	.500	Lindsay Littlejohn(6-12)	2006
	.500	Stacey Nelson (11-22)	2006
7.	.517	Kristen Butler (15-29)	2005
8.	.519	Stacey Stevens (14-27)	2007
9.	.545	Mandy Schuerman(6-11)	2005
	.545	Steph Brombacher(6-11)	2009

Chances

1.	563	Ali Gardiner	2008
2.	550	Ashley Boone	2001
3.	546	Ali Gardiner	2007
4.	495	Emily Marino	2000
	495	Melissa Zick	2006
	495	Kristina Hilberth	2009
7.	490	Kristina Hilberth	2008
8.	481	Ashley Boone	2000
9.	458	Prissie Walden	2002
10.	443	Melissa Zick	2005

Putouts

1.	529	Ali Gardiner	2008
2.	528	Ashley Boone	2001
3.	520	Ali Gardiner	2007
4.	469	Kristina Hilberth	2009
5.	461	Emily Marino	2000
6.	458	Kristina Hilberth	2008
7.	455	Ashley Boone	1999
	455	Melissa Zick	2006
9.	418	Melissa Zick	2005
10.	417	Prissie Walden	2002

Assists

1.	163	Lauren Roussell	2007
2.	158	Corrie Brooks	2008
3.	157	Brooke Johnson	2006
	157	Melissa Zick	2007
5.	151	Jackie Marchetta	2002
6.	150	Jennifer Mossadeghi	2001
	150	Jackie Marchetta	2001
8.	147	Aja Paculba	2008
9.	146	Jackie Marchetta	2003
10.	141	Nicole Kreipl	1999

Errors

1.	30	Jennifer Mossadeghi	2000
2.	23	Jackie Marchetta	2002
3.	21	Lora Pinkerton	1999
4.	20	Lora Pinkerton	2000
5.	19	Nicole Kreipl	1999
	19	Lora Pinkerton	1997

7.	18	Nicole Kreipl	1998
	18	Jackie Marchetta	2001
9.	17	Brooke Johnson	2006
10.	16	Nicole Kreipl	1997
	16	Melissa Zick	2007

Double Plays Turned

1.	22	Ali Gardiner	2007
2.	21	Melissa Zick	2005
	21	Ali Gardiner	2008
4.	19	Jennifer Mossadeghi	2000
	19	Prissie Walden	2003
6.	18	Ashley Boone	2001
	18	Jackie Marchetta	2003
8.	17	Melissa Zick	2006
9.	16	Aja Paculba	2008
10.	14	Lauren Roussell	2005

Caught Stealing By

1.	22	Kristen Butler	2006
2.	19	Kristen Butler	2003
	19	Jenny Gladding	2003
4.	18	Kristina Hilberth	2007
5.	17	Emily Marino	1999
6.	16	Bobbie Molyneux	1997
7.	15	Andrea Zimbardi	2002
8.	14	Kristen Butler	2005
	14	Kristina Hilberth	2008
10.	13	Stacey Stevens	2007
	13	Stacey Nelson	2008

CAREER FIELDING RECORDS

Fielding Percentage (min. 100 chances)

1.	1.00	Tiffany DeFelice (135-5-0)	08-09
2.	.995	Ashlie Goble (336-37-2)	02-05
3.	.993	Kristina Hilberth (1273-86-9)	06-09
4.	.990	Ali Gardiner (1419-61-15)	07-09
5.	.988	Emily Marino (1169-90-15)	98-01
6.	.987	Bobbie Molyneux (473-45-7)	97-98
7.	.985	Michelle Diaz (246-22-4)	04-05
	.985	Ashley Boone (1638-78-26)	98-01
9.	.984	Breanne Berger (274-36-5)	00-02
	.984	Andrea Zimbardi (327-38-6)	99-03

Stolen Base Against Pct. (min. 15 att)

1.	.510	Jenny Gladding (26-51)	03-04
2.	.512	Kristen Butler (64-125)	03-06
3.	.541	Amanda Knowles (20-37)	02-05
4.	.597	Stacey Stevens (46-77)	04-07
5.	.600	Michelle Diaz (12-20)	04-05
6.	.616	Kristina Hilberth (69-112)	06-09
7.	.624	Stacey Nelson (63-101)	06-09
8.	.651	Mandy Schuerman(28-43)	02-05
9.	.652	Steph Brombacher(15-23)	08-09
10.	.687	Andrea Zimbardi (46-67)	99-03

Chances

1.	1742	Ashley Boone	98-01
2.	1555	Melissa Zick	04-07
3.	1495	Ali Gardiner	07-09
4.	1375	Kristen Butler	03-06
5.	1368	Kristina Hilberth	06-09
6.	1274	Emily Marino	98-01
7.	1217	Prissie Walden	00-03
8.	964	Lauren Roussell	04-07
9.	878	Jennifer Mossadeghi	00-03
10.	802	Nicole Kreipl	97-00

Putouts

1.	1638	Ashley Boone	98-01
2.	1419	Ali Gardiner	07-09
3.	1297	Melissa Zick	04-07
4.	1273	Kristina Hilberth	06-09
5.	1169	Emily Marino	98-01
6.	1155	Kristen Butler	03-06
7.	969	Prissie Walden	00-03
8.	473	Bobbie Molyneux	97-98
9.	425	Lauren Roussell	04-07
10.	417	Nicole Kreipl	97-00

Assists

1.	544	Jennifer Mossadeghi	00-03
2.	493	Lauren Roussell	04-07
3.	447	Jackie Marchetta	01-03
4.	351	Lora Pinkerton	97-00
5.	331	Stacey Nelson	06-09
6.	330	Nicole Kreipl	97-00
7.	287	Mylin Prieto	01-04
8.	273	Corrie Brooks	07-09
9.	270	Jennifer Cordero	97-00
10.	249	Aja Paculba	08-09

Errors

1.	66	Jennifer Mossadeghi	00-03
2.	62	Lora Pinkerton	97-00
3.	55	Nicole Kreipl	97-00
4.	48	Jackie Marchetta	01-03
5.	46	Lauren Roussell	04-07
6.	36	Prissie Walden	00-03
7.	34	Melissa Zick	04-07
8.	32	Jennifer Cordero	97-00
9.	31	Kristen Butler	03-06
10.	28	Janilee Garner	01-04
	28	Mylin Prieto	01-04

Double Plays Turned

1.	60	Melissa Zick	04-07
2.	53	Ashley Boone	98-01
3.	51	Ali Gardiner	07-09
4.	42	Lauren Roussell	04-07
5.	35	Prissie Walden	00-03
6.	33	Jennifer Mossadeghi	00-03
7.	31	Jackie Marchetta	01-03
8.	21	Mylin Prieto	01-04
	21	Aja Paculba	08-09
10.	15	Kim Waleszonja	06-09

Caught Stealing By

1.	61	Kristen Butler	03-06
2.	43	Kristina Hilberth	06-09
3.	38	Stacey Nelson	06-09
4.	34	Emily Marino	98-01
5.	31	Stacey Stevens	04-07
6.	25	Jenny Gladding	03-04
7.	23	Beth Dieter	97-00
	23	Amanda Moore	01-04
9.	21	Andrea Zimbardi	99-03
10.	20	Bobbie Molyneux	97-98



GAME RECORDS

Team Hitting

At Bats.....	43 vs. Temple	3/4/99
Runs.....	19 vs. Florida A&M	4/5/98
Hits.....	20 vs. Florida A&M	4/5/98
RBIs	16 vs. Florida A&M	4/5/98
Doubles.....	6 vs. Centenary.....	2/2/03
.....	6 vs. LSU.....	3/29/08
Triples	4 vs. Birmingham-Southern	2/14/03
Home Runs	5 at Kentucky	3/8/03
Total Bases.....	30 at Kentucky	5/7/05
Walks	12 vs. Georgia	3/11/09
Hit By Pitch	4 vs. Arkansas	3/3/02
.....	4 vs. Michigan State	2/19/05
.....	4 at Arkansas.....	3/26/06
.....	4 vs. Georgia Tech	2/24/07
.....	4 at Florida State.....	4/16/08
.....	4 vs. Alabama.....	5/9/09
Strikeouts	22 vs. Tennessee	3/10/07
Sacrifice Flies	2	16 times
Sacrifice Hits	5 vs. Alabama.....	4/15/00
Stolen Bases.....	12 vs. Mississippi St	4/27/03
Steal Attempts.....	12 vs. Mississippi St	4/27/03
Int. Walks.....	3 vs. USF	2/12/00

Team Pitching

Innings Pitched	11.0 at Georgia Southern	3/2/01
.....	11.0 vs. Arkansas	3/21/04
.....	11.0 at Tennessee.....	5/3/08
Strikeouts	17 at Samford	2/20/00
Strikeouts Looking.....	7 vs. Tennessee.....	4/18/03
.....	7 vs. Missouri	2/7/04
.....	7 vs. Connecticut.....	2/28/04
.....	7 vs. Alabama.....	3/29/09
Hits.....	21 at Tennessee	4/2/99
Runs.....	18 at Tennessee	4/2/99
Earned Runs.....	14 at Tennessee	4/2/99
Walks.....	11 at Arkansas	3/25/00
Batters Faced.....	52 at Tennessee	5/3/08

Team Fielding

Chances.....	54 at Georgia Southern.....	3/2/01
Putouts.....	33 at Georgia Southern.....	3/2/01
.....	33 vs. Arkansas	3/21/04
.....	33 at Tennessee	5/3/08
Assists	19 at FAU	3/25/07
.....	19 vs. Georgia	4/13/02
.....	19 vs. Texas	3/1/03
Errors.....	6 vs. LSU	5/13/05
Double Plays.....	3 at Arkansas.....	3/20/05
Caught Stealing By	3 vs. Arkansas	3/5/97
.....	3 at USF.....	4/2/03
.....	3 vs. Alabama.....	3/14/07
Passed Balls.....	3 at Georgia.....	5/4/97
Stolen Bases Against	8 at Georgia.....	4/14/01

Individual Hitting

At Bats.....	6, Lora Pinkerton	twice
.....	6, Ashley Boone vs. Temple	3/4/99
Runs Scored.....	4, Nicole Kreipl	four times
.....	4, Amy Criswell vs. Florida A&M	4/5/99
.....	4, Emily Marino at Kentucky.....	3/17/01
.....	4, Mylin Prieto at Kentucky.....	3/17/01
.....	4, Lindsey Cameron vs. TAMUCC	2/12/06
.....	4, Kristina Hilberth vs. Gardner-Webb	2/22/08
Hits.....	5, Breanne Berger at Kentucky.....	3/17/01
RBIs	7, Melissa Zick vs. Illinois	2/24/06
Doubles.....	3, Nicole Kreipl vs. Florida A&M	3/11/00
Triples	2, Jackie Marchetta vs. Birming.-So.....	2/14/03
.....	2, Kim Waleszonia vs. Coastal Carolina.....	2/13/09
Home Runs	2, 11 players	14 times
Total Bases.....	11, Melissa Zick vs. Illinois.....	2/24/06
Walks.....	4, Lauren Roussell at Ole Miss	3/28/04
.....	4, Aja Paculba vs. Fresno State ...	2/19/09
Hit By Pitch.....	3, Lauren Roussell at LSU	3/17/07
.....	3, Francesca Enea vs. Alabama	5/9/09
Strikeouts	4, Katy Berger at Tennessee.....	4/25/02
.....	4, Lacy Howard vs. Tennessee.....	3/10/07
.....	4, Mary Ratliff at Tennessee.....	3/3/08
Sacrifice Flies	2, Kelsey Bruder vs. Illinois	2/28/09
Sacrifice Hits	2, 20 players	31 times
Stolen Bases.....	4, Jackie Marchetta vs. Miss. St.....	4/27/03
Steal Attempts	4, Jackie Marchetta vs. Miss. St.....	4/27/03
Intentional Walks	2, Nicole Kreipl at Georgia	5/8/99
.....	2, Emily Marino at Stetson	4/21/99
.....	2, Jennifer Lutsi at USF	2/13/00
.....	2, Andrea Zimbardi vs. USF.....	4/19/00

Individual Pitching

Innings Pitched	10.0, Chelsey Sakizzie vs. Tenn.	3/27/98
.....	10.0, Renise Landry vs. Ole Miss	4/30/00
.....	10.0, Jenny Gladding vs. Arkansas	3/21/04
.....	10.0, Stacey Nelson vs. Tennessee.....	3/10/07
Hits.....	19, Beth Dieter at Arizona	3/2/97
Runs.....	12, Stacey Stevens vs. Georgia	4/15/06
Earned Runs.....	12, Stacey Stevens vs. Georgia	4/15/06
Walks	9, Renise Landry vs. Washington	3/18/99
Strikeouts	17, Renise Landry at Samford	2/20/00
Batters Faced	44, Beth Dieter vs. Alabama	4/15/00
.....	44, Stacey Stevens at Tenn.....	4/18/04
Strikeouts Looking	7, Jenny Gladding	two times
.....	7, Stacey Stevens vs. UConn.....	2/28/04

Individual Fielding

Chances.....	19, Ashley Boone at FAU	3/25/01
.....	19, Kristen Butler vs. UT-Arlington	1/31/03
Putouts	19, Ashley Boone at FAU	3/25/01
Assists	10 Jennifer Mossadeghi at FAU.....	3/25/01
Errors	3, Jennifer Mossadeghi	two times
.....	3, Jackie Marchetta at Alabama	3/20/02
.....	3, Prissie Walden at Texas	3/1/03
Caught Stealing By.....	3, Bobbie Molyneux vs. Arkansas	3/5/97
.....	3, Chelsey Sakizzie vs. Arkansas.....	3/5/97
.....	3, Ashlie Goble at USF	4/2/03
.....	3, Jenny Gladding at USF	4/2/03
.....	3, Kristina Hilberth vs. Alabama.....	3/14/07
.....	3, Stacey Stevens vs. Alabama.....	3/14/07
Passed Balls.....	3, Bobbie Molyneux at Georgia	5/4/97
Stolen Bases Against	8, Emily Marino at Georgia	4/14/01

HISTORY OF THE PROGRAM

Valerie Abram, a graduate assistant in the Department of Physical Education, was the first varsity softball head coach. The team finished its first season (1974-75) ranked fourth in the state with a 13-8 record.

Kay Johnson took over the coaching reins for the 1975-76 school year, handling both softball and volleyball coaching duties. She was assisted by Valerie McMurtrie. Though they posted a 3-16 record and finished fifth in the state tournament, the Lady Gators were invited to the first national invitational collegiate softball tournament. The fifth-seeded Gators finished in second-place in the tournament behind Florida State, defeating highly-touted Flagler College in the process. Marlene Brice became the first Gator to win individual honors as she was named to the all-region team and earned Amateur Softball Association second-team All-America honors. Brice and Debbie Johnson served as the team's captains.

The third season was the first season Florida awarded scholarships in softball as Brice, Kathy Carroll and Johnson received the first ones. The 1976-77 season also brought Florida's third head coach in Donna Dolbier, a former Lady Gator golfer. Former player Frieda Chewning stayed on as the Gator's assistant. The team improved from the previous year, finishing 14-14 and earning fifth-place in the state tournament.

The Lady Gators were much improved in their fourth season, finishing with a 29-25 record. Florida finished a then-high third in the state tournament and qualified for AIAW Regional play. Florida swept through the first part of the tournament, including a tough 7-6, 16-inning win over South Florida, to earn the No. 1 seed for the single elimination regional championship. Florida met up with South Florida again in the semifinals, taking a 5-1 win, only to play Florida State in the regional final. To that point, the Seminole held an 11-0 advantage in the series. The Gators ignored the past and came up with the 4-2 win, Florida softball's first win over its biggest rival. The season concluded with regional play, as the AIAW did not sanction a national championship that season.

The success on the diamond continued for the Gators in the 1978-79 season. Florida took its first regular season invitational win at the USF Invitational in March and followed that with a win in their own tournament in April. Florida again took second to Florida State in the state tournament, but would get payback in the regionals. The Gators blew through the Regional tournament in Tallahassee, winning the double elimination tournament without a loss. Once again, the AIAW did not sanction a national tournament, so the season ended with a 44-12 record.

Lady Gator slow pitch had its best season in the fourth and final season under Head Coach Dolbier. The team finished with a 39-6 record and its third consecutive AIAW regional title. Florida's only losses came at the hands of UCF (three) and Florida State (three). Despite losing to UCF twice in the regular season and in the second round of the state tournament, the Gators took a 10-0 win over the Orlando team in the state semifinals to advance to face FSU. FSU would prove too tough for the Gators in the state tournament, handing Florida the state runner-up trophy once again. The Gators got another shot at the Noles in the regional tournament in Columbus, Miss. and took two games from their archrival for the title.

Linda Marker took over the Florida softball head coaching duties for the 1980-81 season and named Marilyn Booher assistant coach. For the first time, the AIAW was sanctioning a national tournament and the three-time defending regional champs set their sights on that

first title. Florida ended the regular season with a 32-11 record and a third-place finish in the state. They had to await word on an at-large bid to the regional tournament. The Gators received their bid and set to work, playing well enough to advance to the national tournament. Florida earned wins over Northern Kentucky and Wilmington (Ohio), but had its title hopes dashed by a 11-7 loss to Eastern Carolina and a 2-1 elimination loss to USF as the Gators finished seventh in the first AIAW National tournament.

Frances Cox moved from being an assistant at defending AIAW Champion Florida State to take over the reins as head coach for the Gators in 1982. Florida took a 38-12 record into the state tournament, determined that this year would be their year to take the state title from the Seminoles. Florida plowed through Florida Southern, FSU and South Florida, only to have to face FSU again in the semifinals of the double elimination tournament. FSU won the first game 5-1 and took an early 2-0 lead in game two. Florida would comeback to take the lead at 8-4 in the bottom of the seventh, earning the program's first state title. Despite finishing third in the regional tournament, Florida advanced to the national tournament, defeating East Carolina and UNC-Charlotte on the way to the final game against the Seminoles. This time the team from up north would get the best of the Gators, but the second-place finish was the highest national finish ever for the Florida Softball team. Janice Croud, Beth Breier, Carlyce Cononie and Marty Litz were named to the AIAW All-Tournament team. Chris Olivie earned AIAW All-Region and all-state honors for her play, leading the Gators to a 51-19 record, the most wins ever for the program.

The Gators went into the 1983 season knowing it would be their last due to the demise of the AIAW and the NCAA not sanctioning slow pitch softball. On April 13, Florida won its final two home games, defeating Lake City Community College, 5-2 and 9-3, in a doubleheader. Florida took another state title, coming out of the losers bracket to defeat Florida State in two straight games, 8-7 and 2-0. Jan Croud, Jane Fulmer, Gigi Herdon, Kim Hoyt and Marty Litz earned all-tournament honors for their performance. The Gators then headed to the 13-team national tournament in Graham, N.C. as the top seed. Florida defeated Western Carolina, 4-3, and USF, 3-2 before meeting Florida State. The Gators fell to the Seminoles, before being eliminated by USF to finish third in their final national tournament. Carlyce Cononie, Croud, Herndon, Litz, Brenda Nye and Olivie earned all-state honors, while Litz and Nye were named to the national all-tournament team.



The 1973-74 Club Softball Team

