

2008 SEASON IN REVIEW

LUCKY NUMBER SEVEN

The 21st head baseball coach in school history, Kevin O'Sullivan was the seventh individual to take Florida to NCAAs:

| Head Coach | Tenure | NCAA Appearances |
|------------------------------|-----------|--------------------------|
| Joe Arnold | 1984-94 | 7 (84-85-88-89-91-92-94) |
| Andy Lopez | 1995-2001 | 5 (96-97-98-2000-01) |
| Pat McMahon | 2002-07 | 4 (2002-03-04-05) |
| Jay Bergman | 1976-81 | 3 (77-79-81) |
| Dave Fuller | 1948-75 | 3 (58-60-62) |
| Jack Rhine | 1982-83 | 1 (82) |
| Kevin O'Sullivan 2008 | | 1 (2008) |

HITTING THE BOOKS

Seventeen members of the Gator baseball team were named to the Southeastern Conference Academic Honor Roll. The total matched the highest number of Academic All-SEC recipients for Florida baseball in school history, equaling the 17 in 2003, and marked the sixth-consecutive year that the team reached double-digit honorees. UF's total matched Kentucky for the second most in the league behind Mississippi State (23). Brandon McArthur was chosen to the squad for the fourth year in a row, one shy of the school record shared by Jeff Cardozo (1998-2002), Kevin Coleman (1999-2003) and Matt Siegel (1998-2002). In addition, five Gators were named to the SEC Freshman Academic Honor Roll.



Shortstop Cole Figueroa had a productive two-year stint with the Gators before signing professionally with the San Diego Padres.

EXCEEDING EXPECTATIONS

When the preseason votes were tallied, the Gators were picked to finish 11th overall and fifth in the SEC's Eastern Division by the league's coaches. With a 17-13 ledger, Kevin O'Sullivan's squad was the runner-up to Georgia (20-9-1) in the East and trailed only the Bulldogs and Western Division champion LSU (18-11-1) in the overall standings. Florida topped both teams during regular-season series and enjoyed its highest finish since capturing the conference title in 2005.

FACING THE BEST

According to statistics guru Warren Nolan, Florida's strength of schedule was fourth in the country, trailing the Atlantic Coast Conference trio of Clemson, North Carolina and Wake Forest that was ranked first through third. The NCAA site showed the Gators 22nd in the Ratings Percentage Index. Against the NCAA Tournament's top eight national seeds, Florida registered an even 6-6 mark (1-2 vs. No. 1 Miami (Fla.); 1-2 vs. No. 4 Florida State; 2-1 vs. No. 7 LSU; 2-1 vs. No. 8 Georgia).



Reliever Josh Edmondson led the Gator pitching staff with a 2.87 earned run average and finished among the school's career leaders with 96 appearances.

RAPID IMPROVEMENT ON THE HILL

When Kevin O'Sullivan took over the Florida program, one of his top priorities was turning around the team's pitching staff. The numbers bear out the positive steps:

| | 2007 | 2008 |
|-----------------|--------------------|--------------------|
| Josh Edmondson | 2-1, 3.83 | 4-3, 2.87 |
| Stephen Locke | 3-3, 6.95 | 5-2, 3.17 |
| Clint Franklin | 0-2, 12.21 | 3-3, 3.23 |
| Patrick Keating | 3-2, 5.79 | 8-1, 4.16 |
| Tony Davis | 2-2, 7.27 | 0-1, 5.12 |
| Billy Bullock | 2-7, 6.31 | 4-5, 5.01 |
| Staff: | 29-30, 5.27 | 34-24, 4.39 |

QUICKENING THE PACE

During preseason interviews, head coach Kevin O'Sullivan indicated that the Gator pitching staff would be working faster to shorten the length of games. Fourteen of the squad's 58 games were 2:30 or less, compared to just six over 59 games in 2007. The game time of 1:50 against Florida Gulf Coast on March 11 was a mere two minutes shy of being the shortest nine-inning game in school history (9-1 win at Georgia on May 1, 1994). The marathon against Kentucky on April 20 took four hours and 20 minutes.

GOING TO THE NEXT LEVEL

Shortstop Cole Figueroa signed a professional baseball contract with the San Diego Padres and decided forego his final two seasons with the Gators. He was a sixth-round pick (195th selection) by the Padres in the Major League Baseball Amateur Draft and was assigned to the Eugene (Ore.) Emeralds of the Northwest League. Figueroa was the lone UF player to start all 58 games last season. He led the club in total bases (119), RBI (57), multiple-hit games (24), multiple-RBI games (15), home runs (nine) and sacrifice flies (seven) and rated second with a .350 batting average.

ADAMS PROVIDES IMMEDIATE IMPACT

Josh Adams completed a hat trick of Freshman All-American honors when he was chosen as a first-team selection by Rivals.com. He had previously been named a first-team recipient by Baseball America and to Louisville Slugger's Freshman All-American list released by Collegiate Baseball newspaper. The first Gator freshman to be chosen first-team All-SEC since Marc Valdes in 1991, Adams sported a .330 batting average with 51 RBI, 42 runs and eight homers.

GATOR DUO EARNS ALL-SOUTH REGION

Right-hander Patrick Keating and second baseman Josh Adams were each named to All-South Region squad released by the American Baseball Coaches Association. Keating became the first

2008 HIGHLIGHTS

- The Gators (34-24) made their 24th NCAA Tournament appearance, first since 2005, earning the second seed in the Tallahassee Regional. Head coach Kevin O'Sullivan became the fourth Gator skipper to lead the team into NCAA play in his first season.
- UF made its league-best 28th appearance at the SEC Tournament at Regions Park in Hoover, Ala. The third seed at the double-elimination event, the Gators fell to No. 21 Vanderbilt (7-3) before being ousted by No. 19 South Carolina (11-3).
- Entering Regionals, UF had just three players on its roster with NCAA experience: designated hitter Bryson Barber, left-hander Stephen Locke and first baseman Brandon McArthur.
- The Gators claimed series from both the Eastern and Western Division winners, Georgia and LSU. Both clubs represented the SEC at the NCAA College World Series.
- With an SEC Tournament berth on the line, Florida swept defending league champion Vanderbilt. UF collected two one-run victories over the Commodores, including a 13-12 decision in 11 innings on the last day of the regular season.
- The trio of second baseman Josh Adams, center fielder Matt den Dekker and right-handed pitcher Patrick Keating achieved first-team All-SEC status, UF's most on the first squad since four honorees in 1991. Adams was also a unanimous pick on the SEC All-Freshman Team and den Dekker made the league's first-ever All-Defensive Team.
- Left fielder Avery Barnes led the team with a .360 overall average and was voted second-team All-SEC.
- The Gators turned a pair of triple plays during the season, a 1-4-6-3 sequence against Auburn on March 15 and a 4-6-3 trifecta at Tennessee on April 6. The squad's last triple play had occurred on March 15, 1997 against Alabama.
- After going 7-8 at McKethan Stadium against SEC competition in 2007, the Gators rebounded to post an 11-4 record versus league foes in front of their home crowd.
- The Orange and Blue were 109-for-131 on the basepaths, the eighth-highest stolen base total in school history. Avery Barnes (26), Matt den Dekker (20), Cole Figueroa (20) and Josh Adams (11) reached double-digits in thefts.
- Kevin O'Sullivan became the first Florida coach to win his initial encounter with Florida State when the Gators handled the third-ranked Seminoles, 6-1, in Gainesville on March 18.

Gator pitcher to garner first-team recognition since Justin Hoyman in 2004, while Adams was the first UF rookie on the squad since Brad Wilkerson in 1996.

TAKING BACK HOME FIELD

After managing just a 17-17 showing at McKethan Stadium last year, Florida was 27-6 (.818) at home in 2008. This was the highest winning percentage since the 2003 club went 31-6 (.839). The Orange and Blue sported a 9-1 series mark at home, dropping two of three to Arkansas over April 11-13 for its lone blemish. The Gators notched triumphs over Siena (3-0), Eastern Michigan (2-0), Campbell (2-0), Brown (2-1), Auburn (3-0), LSU (2-1), North Florida (2-1), No. 5 Georgia (2-1) and No. 13 Vanderbilt (3-0).

RUN, GATORS, RUN

UF was 109-for-131 on the basepaths, moving into the eighth spot on the school's single-season top-10 list with the team's highest total since a school-record 148 in 2001. Avery Barnes (26-for-29) was second in the SEC behind Dominic de la Osa of Vanderbilt (27), Matt den Dekker was 20-for-20, Cole Figueroa was 20-for-24 and Josh Adams was 11-for-15.



DOUBLING UP

In the final NCAA statistics of the 2008 season, Florida was tied for fourth in the nation with 72 double plays. The Gators were second with 1.24 turned per game, behind front-runner UL-Monroe (1.29). UF turned two double plays at the NCAA Tallahassee Regional and improved to fourth on the program's single-season list.

KEYS TO VICTORY

Predicting the likelihood of a Gator win last spring was aided by several telling statistics. When Florida out-hit its opponent, it was 24-3 and when it scored first it was 26-10. There wasn't much middle ground when it came to the Orange and Blue either protecting a lead or coming back: UF was 29-7 leading after six innings, 28-4 leading after seven innings and 31-2 when ahead after eight innings. In those same situations trailing, the Gators were 2-13 after the sixth, 0-18 after the seventh and are 0-20 behind after eight frames.



The 2008 season marked the 20th anniversary of Florida's first trip to Omaha for the NCAA College World Series. The 1988 edition of the Gators, coached by Joe Arnold, were 48-19-1 overall and 21-6 in the SEC on the way to the league's regular-season and tournament titles. Team members returned to Gainesville during the Florida-Georgia series for their reunion.

GATOR BYTES

- No Gator delivered double-digit home runs last season, marking the first time since 1990 that had happened. Cole Figueroa was the team leader with nine round-trippers and both Josh Adams and Matt den Dekker had eight apiece.
- Florida batted .318 with two outs last season and 161 of the club's 378 RBI came with two down - a .426 percentage.
- Avery Barnes' 26 stolen bases were the most by a Gator since Kevin Estrada swiped 35 in 2001.
- Matt den Dekker was a perfect 20-for-20 in stolen bases and established career highs in batting average (.333), runs (55), RBI (48), walks (29), homers (eight), doubles (nine) and triples (two).
- With an SEC-best seven sacrifice flies, Cole Figueroa came within two of tying the single-season school mark shared by Mark Kiger (2000) and Brad Wilkerson (1997). Figueroa also tallied 57 RBI to pass Kiger's single-season mark for runs driven in by a Gator shortstop (55, 2002).
- UF's bullpen was 13-14 with 10 saves and a 4.49 ERA and the starters were 21-10 with a 4.32 ERA through 58 games.
- Reliever Tony Davis was second in the SEC behind Georgia All-American Joshua Fields (36) with 34 appearances and totaled a career-best 19.1 innings. Davis had made seven appearances as a rookie, including four starts, and worked 17.1 innings.
- Florida started three catchers throughout the season: Buddy Munroe (32), Teddy Foster (13) and Hampton Tignor (13).

AN UNLIKELY SWEEP

Jammed in a four-way tie for fourth place with Alabama, Kentucky and Ole Miss entering their final series, the Gators came through with three dramatic victories over Vanderbilt to secure a third-place finish in the SEC standings. Trailing 6-4 in the eighth inning on May 15, Florida used a pair of two-out, two-run homers to post an 8-6 win. After pinch hitter Bryson Barber had tied the game by sending a four-bagger off the foul pole in right field, Avery Barnes

INFORMATION CHARTS

2008 MAJOR LEAGUE DRAFT PICKS

| Player | Team | Round (Overall) |
|----------------|------------------------|-----------------|
| Cole Figueroa | San Diego | 6th (195th) |
| Avery Barnes | Washington | 40th (1,201st) |
| Josh Edmondson | L.A. Angels of Anaheim | 41st (1,249th) |

MISCELLANEOUS RECORDS

In 2008, Florida was...

| | |
|-------------------------------------|-------|
| In day games | 19-13 |
| In night games | 15-11 |
| In extra innings | 1-2 |
| Vs. left-handed starter | 15-10 |
| Vs. right-handed starter | 19-14 |
| When starter receives decision | 21-10 |
| When reliever receives decision | 13-14 |
| When scoring first | 26-10 |
| When opponent scores first | 8-14 |
| When leading after 6 innings | 29-7 |
| When trailing after 6 innings | 2-13 |
| When tied after 6 innings | 3-4 |
| When leading after 8 innings | 31-2 |
| When trailing after 8 innings | 0-20 |
| When tied after 8 innings | 1-2 |
| Vs. ranked opponents | 11-13 |
| Vs. Top-10 opponents | 6-7 |
| In one-run games | 6-8 |
| In two-run games | 3-1 |
| Winning in its last at bat | 4-6 |
| Coming from behind | 10-15 |
| When scoring 0-3 runs | 2-8 |
| When scoring 4-7 runs | 14-14 |
| When scoring 8-10 runs | 6-1 |
| When scoring 11+ runs | 12-1 |
| When opponent scores 6 runs or less | 27-7 |
| When opponent scores 7 runs or more | 7-17 |
| When collecting 1-3 hits | 0-0 |
| When collecting 4-6 hits | 4-5 |

singled into right field. Brandon McArthur followed with a two-run jack to left center to provide the winning margin. On May 16, UF trailed 3-0 in the fourth before Clayton Pisani ripped a two-run double. Cole Figueroa, later named SEC Player of the Week, clubbed a three-run homer in the fifth and Patrick Keating struck out All-American Pedro Alvarez with the tying run at second base to preserve the 5-4 victory. In a roller-coaster series finale that featured a combined 31 hits, 25 runs, eight doubles, seven homers and five stolen bases, the Gators used a walk-off single with two down in the 11th by Jon Townsend to collect a 13-12 win.



Southpaw Tony Davis was Coach O'Sullivan's most frequent choice out of the bullpen, making a team-high 34 appearances.

| | |
|---------------------------------------|-------|
| When collecting 7-9 hits | 4-12 |
| When collecting 10-12 hits | 14-5 |
| When collecting 13+ hits | 12-2 |
| When out-hitting opponent | 24-3 |
| When out-hit by opponent | 8-19 |
| When hits are equal | 2-2 |
| When hitting a home run | 25-14 |
| When opponent hits a home run | 16-20 |
| When errorless | 12-5 |
| When committing one error | 11-7 |
| When committing 2+ errors | 11-12 |
| When opponent is errorless | 7-10 |
| Vs. SEC (regular season) | 17-13 |
| Vs. SEC East | 8-7 |
| Vs. SEC West | 9-6 |
| Vs. Non-Conference | 17-9 |
| Vs. 2007 NCAA Tournament Participants | 13-15 |

DAYS OF THE WEEK

| | |
|-----------|------|
| Monday | 0-0 |
| Tuesday | 6-2 |
| Wednesday | 5-3 |
| Thursday | 1-1 |
| Friday | 5-7 |
| Saturday | 10-6 |
| Sunday | 7-5 |

MONTHS OF THE YEAR

| | |
|-------------|------|
| In February | 5-1 |
| In March | 15-5 |
| In April | 7-10 |
| In May | 7-8 |

UNIFORMS

| | |
|-----------|------|
| In Gray | 1-8 |
| In White | 9-6 |
| In Blue | 12-6 |
| In Orange | 12-4 |

PLENTY OF FIRSTS

Entering the series with Vanderbilt, Florida had been 0-7 in SEC games decided by a run. That stretch of bad luck ended with consecutive triumphs (5-4, 13-12). The Gators were 0-2 in extra innings during the season until the 11th-inning heroics on May 17. The sweep was UF's first over a ranked opponent since taking all three games at No. 21 Auburn from March 23-25, 2007. The series win over the Commodores was the first for the Gators since the 2005 season. The walk-off victory in the third game was UF's first since March 8 against Brown and just the second of the campaign.

UF HALTS GEORGIA'S SEC SERIES STREAK

The Gators rebounded from a 7-4 loss to fifth-ranked Georgia on April 25 to claim the final two games of the series by identical 7-2 margins. Patrick Keating matched his career-high of six strikeouts and worked 6.2 innings in the finale in which he yielded seven hits and two runs, while Josh Edmondson tossed 2.1 scoreless innings to collect his second save. Brandon McArthur roped a three-run double in the third stanza to open the scoring and Cole Figueroa went 6-for-12 (.500) against the Bulldogs. The series marked the first time since 1998 that the Gators defeated the Bulldogs at home by four or more runs in back-to-back games. Stephen Locke crafted the first complete game of his career to help Florida even the series on Saturday. Matt den Dekker was 3-for-3 and scored twice and became the first UF player with three thefts in a game since Jonathan Tucker versus Vanderbilt on March 27, 2004.

2008 SEASON IN REVIEW

KEATING COLLECTED LEAGUE HONOR

Patrick Keating was chosen as the SEC Pitcher of the Week on March 31 after firing his first-ever complete game to clinch the series victory over LSU. He became the first Gator hurler to earn the accolade since Darren O'Day collected the honor on Feb. 20, 2006, and the 16th different pitcher from the Orange and Blue to be recognized. Keating tossed a 95-pitch gem as Florida posted a 7-1 victory. The righty surrendered seven hits and permitted just a fifth-inning run to the Tigers. Keating delivered the Gators' first complete game since right-hander Bryan Augenstein eliminated Alabama from the 2007 SEC Tournament with a 3-2 decision. His 27 outs consisted of 14 grounders, six strikeouts, six fly balls and his first pickoff. Keating's nine-inning effort was also the first CG thrown by a UF pitcher other than Augenstein since Tommy Boss went all the way in the opener of the NCAA Super Regional against Florida State on June 10, 2005.

TAMING THE TIGERS

The Gators captured their third-consecutive league series by taking two of three games from LSU. The triumph marked the first time in school history that Florida had defeated the Tigers three series in a row. Cole Figueroa (6-for-12, four runs, three homers, three stolen bases) and Matt den Dekker (5-for-10, three runs, two homers) each batted .500 on the weekend. UF overcame a 4-2 deficit with a six-run seventh inning to take an 8-5 win in the opener. After the Gators had tied the game with four-straight hits off Jared Bradford, Buddy Munroe launched a three-run homer to left field to put the hosts on top. UF matched a season high by sending 11 batters to the plate in the seventh and totaled seven hits. Billy Bullock allowed 10 hits and four runs (two earned) over seven innings to collect the win, while Josh Edmondson notched his first save by striking out Leon Landry with a pair of Tigers aboard to end the game. Patrick Keating registered a complete game and all nine starters had at least one hit as Florida posted a 7-1 win on Saturday. LSU prevented the series sweep with a 6-3 victory on Sunday behind a complete game from Bradford as the squads combined for seven homers.



With the score deadlocked at 6-6 in the series opener against Vanderbilt, Brandon McArthur cranked what wound up as the game-winning homer with a two-run blast in the eighth inning. UF would take all three games to secure second place in the SEC's Eastern Division.

STROLLING THROUGH THE TURNSTILES

The three-game series crowd of 11,836 between the Gators and the Tigers was the fourth-highest in school history and was the second-largest since the McKethan Stadium renovations behind the 12,083 fans for Miami's visit over the weekend of Feb. 16-18, 2007.

TERRIFIC TOMMY

Right-hander Tommy Toledo was chosen as the SEC Freshman of the Week on March 24 after capturing the finale of the Gators' series victory over Ole Miss. The Tampa, Fla., native limited the Rebels to six hits and a run over a career-high seven innings on Easter Sunday. He surrendered just a fourth-inning run and worked at least five innings for his fifth-consecutive collegiate start.

THE TREND CONTINUED...

Since 2001, Florida has alternated series losses and wins on the initial weekend of SEC action, emerging on top in even-numbered years.

| Year | Opponent | Sequence | Series | Record/Eastern Division |
|------|-------------------|----------|--------|-------------------------|
| 2001 | Tennessee | L, L, L | 0-3 | 16-14, 4th |
| 2002 | Ole Miss | W, W, W | 3-0 | 20-10, 2nd |
| 2003 | at LSU | L, L, T | 0-2-1 | 13-16-1, 3rd |
| 2004 | Arkansas | W, L, W | 2-1 | 17-13, T-2nd |
| 2005 | at Ole Miss | W, L, L | 1-2 | 20-10, 1st |
| 2006 | Arkansas | W, L, W | 2-1 | 10-20, 6th |
| 2007 | Mississippi State | L, W, L | 1-2 | 15-15, 3rd |
| 2008 | Auburn | W, W, W | 3-0 | 17-13, 2nd |

REBOUNDING WAS CLUTCH IN OXFORD

After Ole Miss overcame a 4-2 deficit in the ninth inning to capture the opener, 5-4, UF bounced back with a pair of victories (6-4, 10-2) to defeat the Rebels in a series held in Oxford for the first time since '97. The Gators had not captured their first two SEC series since 2004 and the triumphs over Auburn (3-0) and Ole Miss (2-1) marked the third time since 1994 they had won their first two league outings. Tommy Toledo gave up one run over a career-high seven innings and the Gator offense used a four-run second inning and a three-run homer by Josh Adams in the fifth to post a 10-2 victory in the rubber game of the weekend series. Kyle Mullaney induced a game-ending 6-4-3 double play as the Gators had squared the weekend series with a 6-4 victory on Saturday. With two runners aboard and the Rebels looking to duplicate Friday night's come-from-behind win, Mullaney had Cody Overbeck ground out to shortstop Cole Figueroa, who was able to turn UF's second double play of the contest to preserve the triumph for Patrick Keating. Billy Bullock worked a career-high eight innings in the first matchup with the Rebels but was not involved in the decision.

RECORD CROWD WATCHED GATORS KNOCK OFF NO. 3 FSU

In front of a McKethan Stadium record crowd of 5,719 fans on March 18, Stephen Locke kept the high-powered Seminole offense scoreless over 5.1 innings and Kyle Mullaney entered the game with the bases loaded and recorded the final four outs to collect his second save. Kevin O'Sullivan became the first Gator head coach to win his initial encounter with FSU since Joe Arnold accomplished the feat in 1984. The Gators worked out of several jams versus the 'Noles, as the visitors loaded the bases in the sixth, seventh and eighth innings and stranded 11 runners on the night. UF's pitchers held the top four hitters in Florida State's lineup to a combined 1-for-15 (.067). Dustin Bamberg belted his first homer with a solo shot in the second, Jon Townsend drove in two runs and Avery Barnes went 3-for-4 with an RBI single and a stolen base.

REWARDS FOR THE WEEKEND

Josh Adams was recognized as the SEC Freshman of the Week on St. Patrick's Day after playing a key role in the Gators' series sweep



Tommy Toledo captured his first four decisions and was the SEC's Freshman of the Week after defeating eighth-ranked Ole Miss in the series' deciding third game.



In front of 5,719 fans, the largest crowd to watch a game at McKethan Stadium, Dustin Bamberg delivered his first homer at UF during the hosts' 6-1 victory over Florida State.

of Auburn. In his league debut, he batted a sizzling .727 (8-for-11) with a 1.273 slugging percentage and three multiple-hit outings.

POSITIVE SEC START

The Gators continued their recent success against Auburn with a three-game sweep to begin SEC play and have now swept the Tigers four times in the past five years. UF turned its first triple play since March 15, 1997, with a 1-4-6-3 sequence in the fourth stanza of game two. Ben Jones' hit ricocheted off pitcher Patrick Keating and was caught by second baseman Josh Adams. The rookie flipped to shortstop Cole Figueroa covering second base for the second out and then over to Brandon McArthur to catch Luke Grienke off first base for the third one. Florida's last triple play had occurred against Alabama, when the combination of current Major Leaguers Mark Ellis (3B), David Eckstein (2B) and Brad Wilkerson (1B) accomplished the feat.

OFFENSIVE OUTBURST FUELS SWEEP

Hosting Eastern Michigan in a double-dip on Feb. 27, the Gators totaled 31 runs, 30 hits, 17 walks, 12 extra-base hits (five 2B, four HR, three 3B) and 10 stolen bases in downing the Eagles twice. UF banged out 18 hits in six at bats to cruise to a 15-2 win in the opener and then had 12 hits and 12 walks during a 16-8 victory in the nightcap.



Former head coach Dave Fuller, who piloted the Orange and Blue from 1948-75, threw out the ceremonial first pitch prior to the season opener.

HIGH FIVES ALL AROUND

The Gators' 5-0 start was their best since the 2002 club reeled off 11 consecutive wins to start the campaign. The five-game winning streak was UF's longest since an eight-game skein from March 23-April 6, 2007. The club later had a season-high stretch of seven-straight wins from March 8-21.

WINNING DEBUT

Florida opened the Kevin O'Sullivan Era in winning fashion over Feb. 22-24 against a Siena club picked by Baseball America to capture the Metro Atlantic Athletic Conference. The Gators overcame deficits of 5-0 and 6-5 to claim a 10-7 victory on Friday, four pitchers combined on a six-hit, 4-0 shutout on Saturday and an 11-hit outburst paved the way to a 13-6 decision on Sunday.

FLORIDA ON OPENING DAY

With the 10-7 conquest of Siena, Florida now sports a 53-40-1 (.569) record in its 94 opening-day contests, including a 33-20-1 (.611) record at home. The Gators have claimed 20 of their last 26 lid-lifters and 14 of their last 17 season debuts in Gainesville. Florida has started the year on its own turf in 10 of the past 11 seasons, with the lone exception a 12-6 victory at Hawaii on Jan. 20, 2000.

WELCOME BACK, B-MAC!

After being injured on opening night of the 2007 campaign, Brandon McArthur returned to the lineup and led the Gators with a .455 (5-for-11) clip versus Siena. He broke a 6-6 deadlock in the season opener with a two-run triple in the sixth inning and went a perfect 3-for-3 and chipped in two RBI during Saturday's 4-0 victory.

WHAT A RELIEF

Billy Bullock made his first-ever relief appearance on Feb. 22 and picked up the win by hurling six innings in which he yielded one run and three hits with six strikeouts. At the time, the number of punchouts matched his career high that was set in a seven-inning stint against Kent State on Feb. 25, 2007. Bullock later notched seven K against Georgia (April 25) and South Carolina (May 2).

QUITE AN OPENING WEEKEND

Josh Adams started all three games in center field versus Siena and batted .333 (4-for-12) with a team-high seven RBI. He clubbed a pair of homers in consecutive at bats in the finale, with a grand slam in the third and a solo shot in the fifth. Adams was aboard four times in five plate appearances during his collegiate debut and added a two-run single as part of the sixth-inning outburst that broke a 6-6 stalemate.

GATOR COACHES ON OPENING NIGHT

The 21st head coach of the University of Florida, Kevin O'Sullivan improved Gator head coaches to 9-11-1 (.452) in their inaugural games with a 10-7 victory over Siena on Feb. 22.

| Year | Coach | Opponent | H/A/N | Result | Score |
|-------------|-------------------------|-----------------------|-------------|----------|-------------|
| 1912 | H.D. McLeod | Jacksonville Olympics | Home | T | 6-6 |
| 1913 | R.P. Hoffman | Jacksonville Olympics | Home | W | 18-7 |
| 1914 | Pat Flaherty | Southern | Home | L | 5-7 |
| 1917 | Hugh Wicher | Jacksonville Olympics | Home | W | 9-0 |
| 1919 | Artie Phelan | 48th Infantry | Away | W | 17-9 |
| 1921 | William Kline | Mercer | Away | L | 0-11 |
| 1922 | Lance Richborg | Mercer | Home | L | 6-10 |
| 1924 | Rex Farrior | Stetson | Home | W | 4-0 |
| 1925 | James White | Mercer | Home | L | 4-13 |
| 1927 | Brady Cowell | St. Louis Cardinals | Away | L | 4-6 |
| 1934 | Ben Clemons | Baltimore Orioles | Away | L | 5-12 |
| 1937 | Lew Hardage | Oglethorpe | Home | W | 3-0 |
| 1940 | Sam McAllister | Raiford | Away | L | 1-6 |
| 1945 | Bob Pittman | Camp Blanding | Home | L | 2-12 |
| 1948 | Dave Fuller | Alabama | Away | L | 2-10 |
| 1976 | Jay Bergman | Rollins | Home | W | 6-5 |
| 1982 | Jack Rhine | Miami (Fla.) | Away | L | 3-7 |
| 1984 | Joe Arnold | Florida Atlantic | Away | L | 3-4 |
| 1995 | Andy Lopez | Miami (Fla.) | Home | W | 5-3 |
| 2002 | Pat McMahon | Charleston Southern | Home | W | 25-1 |
| 2007 | Kevin O'Sullivan | Siena | Home | W | 10-7 |



Right-hander Billy Bullock collected three wins in SEC play and had seven strikeouts in back-to-back outings against Georgia and South Carolina.

RUNNING WILD ON THE BASES

With an SEC-low 39 stolen bases (in 58 attempts) in 2007, Florida came blazing out of the gates with 12 thefts in 13 opportunities in its initial series. Both Cole Figueroa and Jon Townsend each swiped three bags, while Josh Adams and Avery Barnes nabbed two apiece. Figueroa and Austin Pride shared the team lead with seven stolen bases the previous year, the lowest total to pace UF since Tom Dulaney had seven in 1973.

NEW SEASON BROUGHT NEW HOPE

The Orange and Blue had kicked off its 94th season of competition looking to rebound from a 29-30 performance in 2007. That finish marked the program's first losing record since 1990 (29-30) and represented just the second time since 1976 (21-27) that the Gators endured a sub-.500 showing. Kevin O'Sullivan put the UF back on track for success with a 34-24 record and a trip to the NCAA Tournament.



Josh Adams closed a spectacular start to his college career by smacking a grand slam and a solo shot to complete a weekend sweep of Siena.



2008 INDIVIDUAL HONORS



Josh Adams, INF/OF

First-team Freshman American (Baseball America and Rivals.com)
Collegiate Baseball Louisville Slugger Freshman All-American
ABCA All-South Region Second Team
First-team All-SEC selection
SEC All-Freshman Team
SEC Freshman of the Week (March 17)
Paced the Gators in walks (35), doubles (17) and slugging percentage (.536)




Bryson Barber, 1B/OF

SEC Academic Honor Roll selection




Avery Barnes, OF

Second-team All-SEC
Led the team in batting average (.360), on-base percentage (.434), hits (81), runs (65) and stolen bases (26)
SEC Academic Honor Roll selection
Dave Fuller Award




Cody Barnes, RHP

SEC Freshman Academic Honor Roll selection



Brett Bentley, C

SEC Academic Honor Roll selection




Billy Bullock, RHP

SEC Academic Honor Roll selection




Kevin Chapman, LHP

SEC Academic Honor Roll selection




Tony Davis, LHP

SEC Academic Honor Roll selection



Matt den Dekker, OF

U.S. National Team Member
First-team All-SEC selection
SEC All-Defensive Team
NCAA Tallahassee Regional All-Tournament Team
SEC Academic Honor Roll selection




Josh Edmondson, RHP

SEC Academic Honor Roll selection




Cole Figueroa, INF

Academic All-District III Third Team
SEC Academic Honor Roll selection
Finished second on the team with a .350 average and led the club with 57 RBI and nine homers
Rated second in hits (78), runs (61), stolen bases (20) and doubles (12)




Teddy Foster, C

SEC Academic Honor Roll selection
P.A. Lee Memorial Award



Chris Freshcorn, INF/OF

SEC Freshman Academic Honor Roll selection



Jake Hicks, OF

SEC Academic Honor Roll selection



Patrick Keating, RHP

ABCA All-South Region First Team
First-team All-SEC
SEC Academic Honor Roll selection
SEC Pitcher of the Week (March 31)
Captured his first eight decisions



Travis Lawler, RHP

SEC Freshman Academic Honor Roll selection



Brandon McArthur, INF

President's Volunteer Service Award
SEC Community Service Team
SEC Academic Honor Roll selection
Mr. Gator Baseball Award
Steve Georgiadis Award
Led the Gators with a .362 average in SEC games and had a .337 overall clip



Jonathan Pigott, OF

SEC Academic Honor Roll selection



Clayton Pisani, INF

SEC Academic Honor Roll selection



Justin Poovey, RHP

SEC Freshman Academic Honor Roll selection



Tommy Toledo, RHP

SEC Freshman Academic Honor Roll selection
SEC Freshman of the Week (March 24)
Claimed the first four decisions of his career, including wins over Auburn and No. 8 Ole Miss



Hampton Tignor, C

SEC Academic Honor Roll selection



Jon Townsend, INF

SEC Academic Honor Roll selection



Chris Freshcorn belted a two-run homer against Campbell on the first pitch he saw as a collegian.

2008 GAME-BY-GAME RESULTS



| Date | Opponent | Score | R-H-E | R-H-E | Inn. | Overall | SEC | UF Pitcher | Att. | Time |
|------|--------------------------|---------|---------|---------|------|---------|-------|-------------------|------|------|
| 2/22 | SIENA | W 10-7 | 10-12-0 | 7-12-2 | 9 | 1-0 | | Bullock (W 1-0) | 3408 | 2:30 |
| 2/23 | SIENA | W 4-0 | 4-5-0 | 0-6-2 | 9 | 2-0 | | Keating (W 1-0) | 2857 | 2:15 |
| 2/24 | SIENA | W 13-6 | 13-11-1 | 6-8-3 | 9 | 3-0 | | Toledo (W 1-0) | 2823 | 2:21 |
| 2/27 | EASTERN MICHIGAN | W 15-2 | 15-18-0 | 2-4-0 | 7 | 4-0 | | Locke (W 1-0) | - | 2:11 |
| 2/27 | EASTERN MICHIGAN | W 16-8 | 16-12-2 | 8-13-3 | 9 | 5-0 | | LaCoste (W 1-0) | 2363 | 2:55 |
| 2/29 | at #8 Miami (Fla.) | 4-8 L | 4-4-2 | 8-11-1 | 9 | 5-1 | | Mullaney (L 0-1) | 3000 | 2:37 |
| 3/01 | at #8 Miami (Fla.) | 5-8 L | 5-8-5 | 8-9-0 | 9 | 5-2 | | Bullock (L 1-1) | 3000 | 3:01 |
| 3/02 | at #8 Miami (Fla.) | W 6-2 | 6-6-1 | 2-5-2 | 9 | 6-2 | | Franklin (W 1-0) | 3000 | 2:35 |
| 3/04 | CAMPBELL | W 15-3 | 15-17-0 | 3-8-2 | 9 | 7-2 | | Edmondson (W 1-0) | 2293 | 2:52 |
| 3/05 | CAMPBELL | W 15-0 | 15-14-1 | 0-7-4 | 9 | 8-2 | | Lawler (W 1-0) | 2341 | 2:29 |
| 3/08 | BROWN | 2-11 L | 2-6-4 | 11-12-1 | 9 | 8-3 | | Bullock (L 1-2) | - | 2:32 |
| 3/08 | BROWN | W 8-7 | 8-12-3 | 7-12-3 | 9 | 9-3 | | Franklin (W 2-0) | 2778 | 3:07 |
| 3/09 | BROWN | W 13-2 | 13-11-1 | 2-4-5 | 9 | 10-3 | | Toledo (W 2-0) | 2704 | 2:55 |
| 3/11 | FLORIDA GULF COAST | W 2-1 | 2-5-1 | 1-4-0 | 9 | 11-3 | | Edmondson (W 2-0) | 2539 | 1:50 |
| 3/14 | AUBURN* | W 7-1 | 7-9-0 | 1-7-0 | 9 | 12-3 | 1-0 | Bullock (W 2-2) | 2477 | 2:13 |
| 3/15 | AUBURN* | W 12-8 | 12-15-1 | 8-18-1 | 9 | 13-3 | 2-0 | Keating (W 2-0) | 3043 | 2:51 |
| 3/16 | AUBURN* | W 6-2 | 6-10-1 | 2-7-3 | 9 | 14-3 | 3-0 | Toledo (W 3-0) | 3298 | 2:26 |
| 3/18 | #3 FLORIDA STATE | W 6-1 | 6-11-0 | 1-7-3 | 9 | 15-3 | | Locke (W 2-0) | 5719 | 3:03 |
| 3/21 | at #8 Ole Miss* | 4-5 L | 4-6-2 | 5-7-1 | 9 | 15-4 | 3-1 | Franklin (L 2-1) | 5075 | 3:06 |
| 3/22 | at #8 Ole Miss* | W 6-4 | 6-11-2 | 4-9-2 | 9 | 16-4 | 4-1 | Keating (W 3-0) | 5228 | 2:56 |
| 3/23 | at #8 Ole Miss* | W 10-2 | 10-14-0 | 2-9-3 | 9 | 17-4 | 5-1 | Toledo (W 4-0) | 4163 | 2:26 |
| 3/25 | JACKSONVILLE | W 11-6 | 11-17-5 | 6-13-1 | 9 | 18-4 | | Franklin (W 3-1) | 2755 | 3:06 |
| 3/26 | at Jacksonville | 5-8 L | 5-8-2 | 8-11-1 | 9 | 18-5 | | Mullaney (L 0-2) | 2312 | 3:46 |
| 3/28 | LSU* | W 8-5 | 8-12-2 | 5-13-1 | 9 | 19-5 | 6-1 | Bullock (W 3-2) | 4531 | 2:35 |
| 3/29 | LSU* | W 7-1 | 7-14-0 | 1-7-0 | 9 | 20-5 | 7-1 | Keating (W 4-0) | 4015 | 2:40 |
| 3/30 | LSU* | 3-6 L | 3-9-2 | 6-10-1 | 9 | 20-6 | 7-2 | Toledo (L 4-1) | 3290 | 2:24 |
| 4/01 | vs. #2 Florida State& | 2-10 L | 2-6-0 | 10-13-2 | 9 | 20-7 | | Locke (L 2-1) | 7215 | 2:38 |
| 4/02 | UNF | 10-11 L | 10-13-1 | 11-19-0 | (10) | 20-8 | | Franklin (L 3-2) | 2943 | 4:00 |
| 4/05 | at Tennessee* | 4-5 L | 4-9-1 | 5-7-0 | 9 | 20-9 | 7-3 | Edmondson (L 2-1) | - | 2:52 |
| 4/05 | at Tennessee* | 6-12 L | 6-8-3 | 12-12-0 | 9 | 20-10 | 7-4 | Toledo (L 4-2) | 2548 | 3:02 |
| 4/06 | at Tennessee* | W 7-2 | 7-10-0 | 2-11-3 | 7 | 21-10 | 8-4 | Keating (W 5-0) | 2775 | 2:39 |
| 4/08 | UNF | W 5-3 | 5-15-1 | 3-13-2 | 9 | 22-10 | | Edmondson (W 3-1) | 3153 | 2:49 |
| 4/09 | UNF | W 3-2 | 3-6-3 | 2-9-2 | 9 | 23-10 | | Lawler (W 2-0) | 2617 | 2:33 |
| 4/11 | ARKANSAS* | 1-2 L | 1-6-1 | 2-9-0 | 9 | 23-11 | 8-5 | Edmondson (L 3-2) | 3523 | 2:58 |
| 4/12 | ARKANSAS* | W 6-1 | 6-9-1 | 1-7-1 | 9 | 24-11 | 9-5 | Keating (W 6-0) | 3525 | 2:47 |
| 4/13 | ARKANSAS* | 4-10 L | 4-9-6 | 10-12-2 | 9 | 24-12 | 9-6 | Toledo (4-3) | 3113 | 2:45 |
| 4/15 | at #1 Florida State | 2-4 L | 2-7-1 | 4-12-0 | 9 | 24-13 | | Mullaney (L 0-3) | 6737 | 2:40 |
| 4/18 | at #17 Kentucky* | 7-11 L | 7-11-2 | 11-12-3 | 9 | 24-14 | 9-7 | Locke (L 2-2) | 3036 | 3:21 |
| 4/19 | at #17 Kentucky* | W 13-7 | 13-14-3 | 7-11-4 | 9 | 25-14 | 10-7 | Keating (W 7-0) | 2703 | 4:20 |
| 4/20 | at #17 Kentucky* | 2-3 L | 2-7-0 | 3-6-0 | (10) | 25-15 | 10-8 | Toledo (L 4-4) | 2499 | 2:56 |
| 4/25 | #5 GEORGIA* | 4-7 L | 4-9-0 | 7-15-1 | 9 | 25-16 | 10-9 | Bullock (L 3-3) | 3687 | 2:27 |
| 4/26 | #5 GEORIGIA* | W 7-2 | 7-9-0 | 2-8-3 | 9 | 26-16 | 11-9 | Locke (W 3-2) | 3343 | 2:12 |
| 4/27 | #5 GEORIGIA* | W 7-2 | 7-12-0 | 2-8-1 | 9 | 27-16 | 12-9 | Keating (W 8-0) | 3271 | 2:33 |
| 5/02 | at #12 South Carolina* | W 9-3 | 9-12-0 | 3-7-1 | 9 | 28-16 | 13-9 | Bullock (W 4-3) | 4861 | 3:08 |
| 5/03 | at #12 South Carolina* | 5-6 L | 5-11-3 | 6-13-0 | 9 | 28-17 | 13-10 | Edmondson (L 3-3) | 5136 | 2:23 |
| 5/04 | at #12 South Carolina* | 6-9 L | 6-12-1 | 9-12-0 | 9 | 28-18 | 13-11 | Mullaney (L 0-4) | 4904 | 3:19 |
| 5/07 | BETHUNE-COOKMAN | W 11-10 | 11-11-1 | 10-13-1 | 9 | 29-18 | | Mullaney (W 1-4) | 2762 | 3:03 |
| 5/09 | at Alabama* | 6-7 L | 6-7-2 | 7-11-1 | 9 | 29-19 | 13-12 | T. Davis (L 0-1) | 4699 | 2:45 |
| 5/10 | at Alabama* | W 6-2 | 6-12-1 | 2-7-2 | 9 | 30-19 | 14-12 | Locke (W 4-2) | 4545 | 2:56 |
| 5/11 | at Alabama* | 7-8 L | 7-13-1 | 8-12-0 | 9 | 30-20 | 14-13 | Franklin (L 3-3) | 4204 | 3:15 |
| 5/13 | USF | W 12-2 | 12-17-2 | 2-7-0 | 9 | 31-20 | | Mullaney (W 2-4) | 2668 | 2:53 |
| 5/15 | #13 VANDERBILT* | W 8-6 | 8-13-2 | 6-9-1 | 9 | 32-20 | 15-13 | Edmondson (W 4-3) | 2656 | 2:59 |
| 5/16 | #13 VANDERBILT* | W 5-4 | 5-8-2 | 4-11-0 | 9 | 33-20 | 16-13 | Locke (W 5-2) | 2863 | 3:10 |
| 5/17 | #13 VANDERBILT* | W 13-12 | 13-17-3 | 12-14-0 | (11) | 34-20 | 17-13 | Mullaney (W 3-4) | 2877 | 4:09 |
| 5/21 | vs. #21 Vanderbilt\$ | 3-7 L | 3-8-1 | 7-14-2 | 9 | 34-21 | | Keating (L 8-1) | 6027 | 3:36 |
| 5/22 | vs. #19 South Carolina\$ | 3-11 L | 3-10-3 | 11-10-1 | 9 | 34-22 | | Bullock (L 4-4) | 5894 | 2:51 |
| 5/30 | vs. Tulane% | 4-7 L | 4-8-0 | 7-15-1 | 9 | 34-23 | | Bullock (L 4-5) | 3609 | 3:17 |
| 5/31 | at #2 Florida State% | 11-17 L | 11-10-0 | 17-25-1 | 9 | 34-24 | | T. Davis (L 0-2) | 4442 | 3:53 |

* SEC game • & Baseball Grounds of Jacksonville • \$ SEC Tournament (Hoover, Ala.) • % NCAA Tallahassee Regional (Tallahassee, Fla.) • () extra inning game

SCORE BY INNINGS

| Team | 1 | 2 | 3 | 4 | 5 | 6 | 7 | 8 | 9 | EX | Total |
|-----------|----|----|----|----|----|----|----|----|----|----|-------|
| Florida | 56 | 59 | 43 | 48 | 62 | 47 | 48 | 37 | 11 | 1 | 412 |
| Opponents | 26 | 32 | 34 | 25 | 50 | 27 | 48 | 46 | 29 | 2 | 319 |

| ATTENDANCE | Dates | Total | Avg. |
|----------------|-----------|----------------|--------------|
| Home | 33 | 101,376 | 3,072 |
| Away | 21 | 81,415 | 3,877 |
| Neutral | 4 | 22,745 | 5,686 |
| Totals: | 58 | 205,536 | 4,212 |

Top Home Crowd: 5,719 (3/18/08 vs. #3 Florida State)

Top Road Crowd: 6,737 (4/15/08 at #1 Florida State)

Top Neutral Crowd: 7,215 (4/1/08 vs. #2 Florida State)



2008 OVERALL STATISTICS

Record: 34-24 Home: 27-6 Away: 7-14 Neutral: 0-4 SEC: 17-13

BATTING

| Player | AVG | GP-GS | AB | R | H | 2B | 3B | HR | RBI | TB | SLG% | BB | HBP | SO | GDP | OB% | SF | SH | SB-ATT | PO | A | E | FLD% |
|--------------------|-------------|--------------|-------------|------------|------------|------------|-----------|-----------|------------|------------|-------------|------------|-----------|------------|-----------|-------------|-----------|-----------|----------------|-------------|------------|-----------|-------------|
| 1 Avery Barnes | .360 | 56-55 | 225 | 65 | 81 | 11 | 4 | 2 | 19 | 106 | .471 | 29 | 1 | 39 | 2 | .434 | 1 | 4 | 26-29 | 91 | 9 | 4 | .962 |
| 10 Cole Figueroa | .350 | 58-58 | 223 | 61 | 78 | 12 | 1 | 9 | 57 | 119 | .534 | 32 | 2 | 27 | 5 | .424 | 7 | 4 | 20-24 | 106 | 173 | 17 | .943 |
| 3 Brandon McArthur | .337 | 48-48 | 184 | 27 | 62 | 12 | 4 | 2 | 44 | 88 | .478 | 13 | 5 | 27 | 5 | .392 | 2 | 1 | 3-3 | 363 | 16 | 8 | .979 |
| 17 Matt den Dekker | .333 | 55-55 | 213 | 55 | 71 | 9 | 2 | 8 | 48 | 108 | .507 | 29 | 4 | 24 | 3 | .419 | 2 | 1 | 20-20 | 155 | 5 | 1 | .994 |
| 2 Josh Adams | .330 | 57-57 | 209 | 42 | 69 | 17 | 1 | 8 | 51 | 112 | .536 | 35 | 3 | 43 | 3 | .430 | 2 | 4 | 11-15 | 127 | 106 | 9 | .963 |
| 8 Jon Townsend | .284 | 58-52 | 197 | 32 | 56 | 6 | 1 | 4 | 42 | 76 | .386 | 24 | 6 | 34 | 3 | .376 | 2 | 3 | 9-10 | 81 | 119 | 17 | .922 |
| --2.5 AB/Game----- | | | | | | | | | | | | | | | | | | | | | | | |
| 11 Bryson Barber | .333 | 40-21 | 93 | 14 | 31 | 7 | 1 | 6 | 18 | 58 | .624 | 8 | 3 | 19 | 0 | .404 | 0 | 0 | 1-1 | 0 | 0 | 0 | .000 |
| 22 Hampton Tignor | .304 | 28-13 | 56 | 15 | 17 | 1 | 1 | 3 | 9 | 29 | .518 | 6 | 1 | 15 | 1 | .381 | 0 | 4 | 1-2 | 96 | 7 | 4 | .963 |
| 16 Chris Freshcorn | .286 | 11-0 | 7 | 3 | 2 | 0 | 0 | 1 | 3 | 5 | .714 | 0 | 0 | 4 | 0 | .286 | 0 | 1 | 0-1 | 5 | 3 | 0 | 1.000 |
| 7 Clayton Pisani | .271 | 47-37 | 133 | 34 | 36 | 8 | 0 | 5 | 28 | 59 | .444 | 14 | 9 | 32 | 3 | .371 | 3 | 1 | 6-9 | 131 | 77 | 8 | .963 |
| 50 Teddy Foster | .264 | 33-14 | 53 | 8 | 14 | 0 | 0 | 2 | 3 | 20 | .377 | 8 | 3 | 19 | 0 | .391 | 0 | 0 | 4-4 | 96 | 4 | 0 | 1.000 |
| 4 Buddy Monroe | .237 | 38-33 | 97 | 15 | 23 | 4 | 0 | 3 | 17 | 36 | .371 | 6 | 0 | 30 | 2 | .274 | 3 | 0 | 1-1 | 141 | 14 | 7 | .957 |
| 24 Dustin Bamberg | .237 | 31-22 | 93 | 11 | 22 | 2 | 0 | 3 | 12 | 33 | .355 | 5 | 0 | 18 | 3 | .267 | 3 | 1 | 1-2 | 1 | 1 | 0 | 1.000 |
| 9 Jonathan Pigott | .220 | 46-39 | 141 | 22 | 31 | 7 | 1 | 2 | 16 | 46 | .326 | 14 | 6 | 42 | 3 | .317 | 0 | 1 | 1-2 | 78 | 2 | 0 | 1.000 |
| 46 Riley Cooper | .207 | 22-16 | 58 | 5 | 12 | 4 | 0 | 2 | 10 | 22 | .379 | 4 | 4 | 25 | 1 | .303 | 0 | 0 | 5-7 | 33 | 1 | 0 | 1.000 |
| 6 Evan Chambers | .125 | 4-2 | 8 | 3 | 1 | 1 | 0 | 0 | 1 | 1 | .125 | 3 | 0 | 1 | 0 | .364 | 0 | 0 | 0-1 | 2 | 0 | 0 | 1.000 |
| 47 Brett Bentley | .000 | 4-0 | 0 | 0 | 0 | 0 | 0 | 0 | 0 | 0 | .000 | 0 | 0 | 3 | 0 | .000 | 0 | 0 | 0-0 | 0 | 0 | 0 | .000 |
| 40 Jake Hicks | .000 | 1-0 | 1 | 0 | 0 | 0 | 0 | 0 | 0 | 0 | .000 | 0 | 0 | 0 | 0 | .000 | 0 | 0 | 0-0 | 0 | 0 | 0 | .000 |
| Totals | .304 | 58-58 | 1995 | 412 | 606 | 100 | 16 | 60 | 378 | 918 | .460 | 230 | 47 | 402 | 34 | .384 | 25 | 25 | 109-131 | 1525 | 614 | 83 | .963 |
| Opponents | .296 | 58-58 | 2016 | 319 | 597 | 84 | 1 | 54 | 276 | 845 | .419 | 189 | 56 | 319 | 61 | .369 | 21 | 36 | 48-66 | 1487 | 631 | 80 | .964 |

LOB - Team (424), Opp (477). DPs turned - Team (72), Opp (41). CI - Team (3), Tignor 2, Munroe 1, Opp 1. IBB - Team (7), Adams 2, den Dekker 2, Townsend 2, Barber 1, Opp (12). Picked off - Adams 3, Pigott 3, Townsend 3, Barber 2, Cooper 2, Figueroa 2, Freshcorn 2, Pisani 2, Barnes 1, den Dekker 1, McArthur 1, Munroe 1.

PITCHING

| Player | ERA | W-L | APP | GS | CG | SHO/CBO | SV | IP | H | R | ER | BB | SO | 2B | 3B | HR | AB | B/Avg | WP | HBP | BK | SFA | SHA |
|--------------------|-------------|--------------|-----------|-----------|----------|------------|-----------|--------------|------------|------------|------------|------------|------------|-----------|----------|-----------|-------------|-------------|-----------|-----------|-----------|-----------|-----------|
| 25 Josh Edmondson | 2.87 | 4-3 | 26 | 0 | 0 | 0/1 | 2 | 47.0 | 44 | 23 | 15 | 18 | 33 | 8 | 0 | 4 | 173 | .254 | 4 | 2 | 0 | 1 | 5 |
| 14 Stephen Locke | 3.17 | 5-2 | 21 | 12 | 2 | 0/1 | 2 | 82.1 | 92 | 36 | 29 | 13 | 46 | 12 | 0 | 6 | 323 | .285 | 7 | 9 | 0 | 2 | 4 |
| 49 Clint Franklin | 3.23 | 3-3 | 27 | 0 | 0 | 0/1 | 2 | 39.0 | 42 | 23 | 14 | 14 | 21 | 9 | 0 | 4 | 154 | .273 | 5 | 5 | 1 | 2 | 3 |
| 27 Patrick Keating | 4.16 | 8-1 | 17 | 14 | 1 | 0/1 | 1 | 84.1 | 104 | 48 | 39 | 25 | 52 | 10 | 0 | 5 | 338 | .308 | 4 | 10 | 2 | 4 | 3 |
| 13 Tommy Toledo | 4.40 | 4-4 | 15 | 11 | 0 | 0/0 | 0 | 59.1 | 60 | 36 | 29 | 32 | 30 | 12 | 1 | 10 | 226 | .265 | 3 | 6 | 0 | 0 | 5 |
| 44 Billy Bullock | 5.01 | 4-5 | 18 | 11 | 0 | 0/0 | 0 | 82.2 | 87 | 54 | 46 | 29 | 63 | 14 | 0 | 12 | 314 | .277 | 7 | 8 | 2 | 5 | 7 |
| 30 Kyle Mullaney | 5.16 | 3-4 | 23 | 5 | 0 | 0/1 | 3 | 45.1 | 71 | 34 | 26 | 17 | 29 | 11 | 0 | 6 | 201 | .353 | 3 | 3 | 2 | 2 | 4 |
| --0.5 IP/Game----- | | | | | | | | | | | | | | | | | | | | | | | |
| 11 Cody Barnes | 3.86 | 0-0 | 4 | 0 | 0 | 0/1 | 0 | 4.2 | 6 | 6 | 2 | 5 | 3 | 1 | 0 | 0 | 21 | .286 | 5 | 2 | 0 | 0 | 0 |
| 15 Travis Lawler | 4.88 | 2-0 | 11 | 3 | 0 | 0/1 | 0 | 24.0 | 30 | 15 | 13 | 7 | 14 | 5 | 0 | 3 | 99 | .303 | 0 | 3 | 0 | 1 | 0 |
| 20 Tony Davis | 5.12 | 0-2 | 34 | 0 | 0 | 0/1 | 0 | 19.1 | 24 | 15 | 11 | 12 | 13 | 1 | 0 | 1 | 74 | .324 | 1 | 4 | 1 | 2 | 4 |
| 33 J.K. LaCoste | 6.00 | 1-0 | 10 | 0 | 0 | 0/1 | 0 | 9.0 | 12 | 11 | 6 | 8 | 5 | 0 | 0 | 0 | 39 | .308 | 3 | 2 | 1 | 0 | 1 |
| 39 Michael Branham | 9.00 | 0-0 | 2 | 0 | 0 | 0/0 | 0 | 2.0 | 4 | 2 | 2 | 1 | 0 | 0 | 0 | 1 | 9 | .444 | 0 | 0 | 0 | 0 | 0 |
| 17 Matt den Dekker | 10.12 | 0-0 | 1 | 1 | 0 | 0/0 | 0 | 2.2 | 5 | 3 | 3 | 2 | 1 | 0 | 0 | 0 | 9 | .556 | 0 | 1 | 0 | 1 | 0 |
| 24 Dustin Bamberg | 16.88 | 0-0 | 6 | 1 | 0 | 0/0 | 0 | 5.1 | 14 | 10 | 10 | 3 | 9 | 1 | 0 | 2 | 30 | .467 | 0 | 0 | 1 | 1 | 0 |
| 34 Adam Allen | 20.25 | 0-0 | 2 | 0 | 0 | 0/0 | 0 | 1.1 | 2 | 3 | 3 | 3 | 0 | 0 | 0 | 0 | 6 | .333 | 1 | 1 | 1 | 0 | 0 |
| Totals | 4.39 | 34-24 | 58 | 58 | 3 | 2/2 | 10 | 508.1 | 597 | 319 | 248 | 189 | 319 | 84 | 1 | 54 | 2016 | .296 | 43 | 56 | 11 | 21 | 36 |
| Opponents | 6.39 | 24-34 | 58 | 58 | 3 | 0/0 | 10 | 495.2 | 606 | 412 | 352 | 230 | 402 | 100 | 16 | 60 | 1995 | .304 | 45 | 47 | 10 | 25 | 25 |

PB - Team (6), Munroe 3, Tignor 2, Foster 1, Opp (7). Pickoffs - Team (9), Keating 3, Locke 2, Bullock 1, T. Davis 1, Mullaney 1, Munroe 1, Opp (24). SBA/ATT - Munroe (20-29), Foster (14-16), Tignor (14-16), Keating (8-13), Bullock (6-8), Mullaney (8-8), Locke (4-7), Edmondson (6-7), Toledo (4-6), Franklin (6-6), Lawler (2-3), T. Davis (2-3), LaCoste (2-2), den Dekker (0-2), Allen (1-1).

FIELDING

| Player | C | PO | A | E | FLD% | DPs | SBA | CSB | SBA% | PB | CI |
|--------------------|-------------|-------------|------------|-----------|-------------|-----------|-----------|-----------|-------------|----------|----------|
| 50 Teddy Foster | 100 | 96 | 4 | 0 | 1.000 | 2 | 14 | 2 | .875 | 1 | 0 |
| 9 Jonathan Pigott | 80 | 78 | 2 | 0 | 1.000 | 2 | 0 | 0 | --- | 0 | 0 |
| 46 Riley Cooper | 34 | 33 | 1 | 0 | 1.000 | 1 | 0 | 0 | --- | 0 | 0 |
| 27 Patrick Keating | 17 | 2 | 15 | 0 | 1.000 | 1 | 8 | 5 | .615 | 0 | 0 |
| 13 Tommy Toledo | 13 | 4 | 9 | 0 | 1.000 | 1 | 4 | 2 | .667 | 0 | 0 |
| 25 Josh Edmondson | 11 | 2 | 9 | 0 | 1.000 | 1 | 6 | 1 | .857 | 0 | 0 |
| 16 Chris Freshcorn | 8 | 5 | 3 | 0 | 1.000 | 0 | 0 | 0 | --- | 0 | 0 |
| 34 Adam Allen | 2 | 2 | 0 | 0 | 1.000 | 0 | 1 | 0 | 1.000 | 0 | 0 |
| 24 Dustin Bamberg | 2 | 1 | 1 | 0 | 1.000 | 0 | 0 | 0 | --- | 0 | 0 |
| 6 Evan Chambers | 2 | 2 | 0 | 0 | 1.000 | 0 | 0 | 0 | --- | 0 | 0 |
| 33 J.K. LaCoste | 1 | 1 | 0 | 0 | 1.000 | 0 | 2 | 0 | 1.000 | 0 | 0 |
| 39 Michael Branham | 1 | 0 | 1 | 0 | 1.000 | 0 | 0 | 0 | --- | 0 | 0 |
| 12 Cody Barnes | 1 | 0 | 1 | 0 | 1.000 | 0 | 0 | 0 | --- | 0 | 0 |
| 17 Matt den Dekker | 161 | 155 | 5 | 1 | .994 | 1 | 0 | 2 | .000 | 0 | 0 |
| 3 Brandon McArthur | 387 | 363 | 16 | 8 | .979 | 48 | 0 | 0 | --- | 0 | 0 |
| 7 Clayton Pisani | 216 | 131 | 77 | 8 | .963 | 31 | 0 | 0 | --- | 0 | 0 |
| 2 Josh Adams | 242 | 127 | 106 | 9 | .963 | 33 | 0 | 0 | --- | 0 | 0 |
| 22 Hampton Tignor | 107 | 96 | 7 | 4 | .963 | 0 | 14 | 2 | .875 | 2 | 2 |
| 1 Avery Barnes | 104 | 91 | 9 | 4 | .962 | 0 | 0 | 0 | --- | 0 | 0 |
| 4 Buddy Monroe | 162 | 141 | 14 | 7 | .957 | 0 | 20 | 9 | .690 | 3 | 1 |
| 14 Stephen Locke | 19 | 2 | 16 | 1 | .947 | 1 | 4 | 3 | .571 | 0 | 0 |
| 10 Cole Figueroa | 296 | 106 | 173 | 17 | .943 | 40 | 0 | 0 | --- | 0 | 0 |
| 8 Jon Townsend | 217 | 81 | 119 | 17 | .922 | 25 | 0 | 0 | --- | 0 | 0 |
| 44 Billy Bullock | 14 | 1 | 11 | 2 | .857 | 1 | 5 | 3 | .625 | 0 | 0 |
| 30 Kyle Mullaney | 14 | 2 | 10 | 2 | .857 | 2 | 8 | 0 | 1.000 | 0 | 0 |
| 20 Tony Davis | 5 | 0 | 4 | 1 | .800 | 0 | 2 | 1 | .667 | 0 | 0 |
| 15 Travis Lawler | 4 | 2 | 1 | 1 | .750 | 1 | 2 | 1 | .667 | 0 | 0 |
| 49 Clint Franklin | 2 | 1 | 0 | 1 | .500 | 0 | 6 | 0 | 1.000 | 0 | 0 |
| 40 Jake Hicks | 0 | 0 | 0 | 0 | .000 | 0 | 0 | 0 | --- | 0 | 0 |
| 47 Brett Bentley | 0 | 0 | 0 | 0 | .000 | 0 | 0 | 0 | --- | 0 | 0 |
| 11 Bryson Barber | 0 | 0 | 0 | 0 | .000 | 0 | 0 | 0 | --- | 0 | 0 |
| Totals | 2222 | 1525 | 614 | 83 | .963 | 72 | 48 | 18 | .727 | 6 | 3 |
| Opponents | 2198 | 1487 | 631 | 80 | .964 | 41 | 109 | 22 | .832 | 7 | 1 |



Cole Figueroa was the lone Gator to start all 58 games last season. He led the club in total bases (119), RBI (57), multiple-hit games (24), multiple-RBI games (15), home runs (nine) and sacrifice flies (seven) and rated second with a .350 batting average.



Record: 17-13 Home: 11-4 Away: 6-9

BATTING

| Player | AVG | GP-GS | AB | R | H | 2B | 3B | HR | RBI | TB | SLG% | BB | HBP | SO | GDP | OB% | SF | SH | SB-ATT | PO | A | E | FLD% |
|--------------------|-------------|--------------|-------------|------------|------------|-----------|----------|-----------|------------|------------|-------------|-----------|-----------|------------|-----------|-------------|-----------|-----------|--------------|------------|------------|-----------|-------------|
| 3 Brandon McArthur | .362 | 23-23 | 94 | 12 | 34 | 7 | 2 | 2 | 23 | 51 | .543 | 1 | 2 | 13 | 4 | .378 | 1 | 1 | 1-1 | 181 | 6 | 3 | .984 |
| 1 Avery Barnes | .355 | 30-30 | 124 | 32 | 44 | 6 | 2 | 1 | 11 | 57 | .460 | 12 | 1 | 24 | 1 | .416 | 0 | 3 | 12-13 | 52 | 7 | 0 | 1.000 |
| 2 Josh Adams | .354 | 30-30 | 113 | 22 | 40 | 10 | 0 | 5 | 27 | 65 | .575 | 18 | 1 | 29 | 3 | .444 | 1 | 1 | 7-9 | 65 | 67 | 7 | .950 |
| 17 Matt den Dekker | .351 | 30-30 | 114 | 25 | 40 | 1 | 1 | 5 | 24 | 58 | .509 | 11 | 3 | 12 | 2 | .415 | 2 | 1 | 12-12 | 90 | 2 | 0 | 1.000 |
| 10 Cole Figueroa | .350 | 30-30 | 120 | 33 | 42 | 6 | 1 | 6 | 23 | 68 | .567 | 12 | 2 | 15 | 3 | .412 | 2 | 1 | 8-10 | 49 | 84 | 10 | .930 |
| 8 Jon Townsend | .252 | 30-27 | 103 | 14 | 26 | 3 | 0 | 2 | 19 | 35 | .340 | 13 | 3 | 15 | 2 | .353 | 0 | 1 | 4-5 | 43 | 61 | 10 | .912 |
| --2.5 AB/Game----- | | | | | | | | | | | | | | | | | | | | | | | |
| 11 Bryson Barber | .366 | 18-10 | 41 | 7 | 15 | 3 | 0 | 5 | 14 | 33 | .805 | 5 | 1 | 7 | 0 | .447 | 0 | 0 | 1-1 | 0 | 0 | 0 | .000 |
| 24 Dustin Bamberg | .305 | 18-14 | 59 | 7 | 18 | 2 | 0 | 1 | 7 | 23 | .390 | 2 | 0 | 9 | 3 | .317 | 2 | 0 | 0-1 | 1 | 0 | 0 | 1.000 |
| 50 Teddy Foster | .286 | 16-8 | 28 | 3 | 8 | 0 | 0 | 1 | 2 | 11 | .393 | 4 | 2 | 9 | 0 | .412 | 0 | 0 | 3-3 | 58 | 2 | 0 | 1.000 |
| 22 Hampton Tignor | .278 | 11-2 | 18 | 4 | 5 | 0 | 0 | 2 | 2 | 11 | .611 | 0 | 0 | 6 | 1 | .278 | 0 | 1 | 0-0 | 26 | 1 | 1 | .964 |
| 4 Buddy Monroe | .259 | 21-20 | 58 | 11 | 15 | 4 | 0 | 3 | 12 | 28 | .483 | 3 | 0 | 17 | 2 | .286 | 2 | 0 | 1-1 | 87 | 9 | 6 | .941 |
| 7 Clayton Pisani | .224 | 23-16 | 58 | 10 | 13 | 2 | 0 | 2 | 10 | 21 | .362 | 6 | 2 | 14 | 2 | .313 | 1 | 1 | 2-4 | 71 | 29 | 2 | .980 |
| 9 Jonathan Pigott | .164 | 23-20 | 73 | 10 | 12 | 4 | 0 | 0 | 4 | 16 | .219 | 6 | 3 | 18 | 1 | .256 | 0 | 1 | 0-1 | 37 | 1 | 0 | 1.000 |
| 46 Riley Cooper | .162 | 12-10 | 37 | 4 | 6 | 1 | 0 | 2 | 7 | 13 | .351 | 4 | 3 | 16 | 1 | .295 | 0 | 0 | 3-3 | 25 | 0 | 0 | 1.000 |
| 16 Chris Freshcorn | .000 | 6-0 | 1 | 2 | 0 | 0 | 0 | 0 | 0 | 0 | .000 | 0 | 0 | 1 | 0 | .000 | 0 | 0 | 0-1 | 0 | 0 | 0 | .000 |
| Totals | .305 | 30-30 | 1041 | 196 | 318 | 49 | 6 | 37 | 185 | 490 | .471 | 97 | 23 | 205 | 25 | .374 | 11 | 11 | 54-65 | 790 | 304 | 42 | .963 |
| Opponents | .289 | 30-30 | 1040 | 155 | 301 | 46 | 1 | 34 | 140 | 451 | .434 | 81 | 23 | 161 | 27 | .351 | 10 | 18 | 27-37 | 782 | 350 | 35 | .970 |

LOB - Team (206), Opp (228). DPs turned - Team (31), Opp (28). TPs turned - Team (2). CI - Team (1), Munroe (1), Opp (1). IBB - Team (5), den Dekker 2, Adams 1, Barber 1, Townsend 1, Opp (7). Picked Off - Townsend 3, Barber 2, Cooper 2, Adams 1, den Dekker 1, Freshcorn 1.

PITCHING

| Player | ERA | W-L | APP | GS | CG | SHO/CBO | SV | IP | H | R | ER | BB | SO | 2B | 3B | HR | AB | B/Avg | WP | HBP | BK | SFA | SHA |
|--------------------|-------------|--------------|-----------|-----------|----------|------------|----------|--------------|------------|------------|------------|-----------|------------|-----------|----------|-----------|-------------|-------------|-----------|-----------|----------|-----------|-----------|
| 14 Stephen Locke | 2.91 | 3-1 | 10 | 5 | 2 | 0/0 | 2 | 43.1 | 49 | 20 | 14 | 5 | 22 | 7 | 0 | 4 | 171 | .287 | 3 | 4 | 0 | 1 | 1 |
| 40 Clint Franklin | 3.10 | 0-2 | 14 | 0 | 0 | 0/0 | 1 | 20.1 | 25 | 15 | 7 | 8 | 8 | 4 | 0 | 2 | 83 | .301 | 2 | 3 | 1 | 2 | 2 |
| 27 Patrick Keating | 3.28 | 7-0 | 11 | 9 | 1 | 0/0 | 1 | 57.2 | 66 | 26 | 21 | 15 | 38 | 4 | 0 | 5 | 228 | .289 | 4 | 4 | 1 | 2 | 0 |
| 25 Josh Edmondson | 4.32 | 1-3 | 12 | 0 | 0 | 0/0 | 2 | 16.2 | 20 | 10 | 8 | 5 | 14 | 5 | 0 | 2 | 66 | .303 | 0 | 0 | 0 | 0 | 2 |
| 44 Billy Bullock | 4.43 | 3-1 | 10 | 9 | 0 | 0/0 | 0 | 63.0 | 64 | 37 | 31 | 23 | 43 | 11 | 0 | 10 | 240 | .267 | 4 | 6 | 2 | 4 | 6 |
| 13 Tommy Toledo | 5.05 | 2-4 | 9 | 7 | 0 | 0/0 | 0 | 35.2 | 43 | 27 | 20 | 19 | 16 | 9 | 1 | 7 | 143 | .301 | 1 | 3 | 0 | 0 | 4 |
| --0.5 IP/Game----- | | | | | | | | | | | | | | | | | | | | | | | |
| 33 J.K. LaCoste | 0.00 | 0-0 | 2 | 0 | 0 | 0/0 | 0 | 2.0 | 1 | 0 | 0 | 1 | 0 | 0 | 0 | 0 | 7 | .143 | 1 | 1 | 0 | 0 | 0 |
| 30 Kyle Mullaney | 2.45 | 1-1 | 8 | 0 | 0 | 0/0 | 2 | 11.0 | 11 | 5 | 3 | 0 | 8 | 2 | 0 | 1 | 44 | .250 | 0 | 1 | 0 | 1 | 0 |
| 15 Travis Lawler | 5.68 | 0-0 | 5 | 0 | 0 | 0/0 | 0 | 6.1 | 9 | 4 | 4 | 2 | 7 | 3 | 0 | 2 | 27 | .333 | 0 | 0 | 0 | 0 | 0 |
| 20 Tony Davis | 6.75 | 0-1 | 15 | 0 | 0 | 0/0 | 0 | 6.2 | 8 | 7 | 5 | 3 | 5 | 0 | 0 | 1 | 23 | .348 | 0 | 2 | 1 | 0 | 3 |
| 24 Dustin Bamberg | 54.00 | 0-0 | 1 | 0 | 0 | 0/0 | 0 | 0.2 | 5 | 4 | 4 | 0 | 0 | 1 | 0 | 0 | 8 | .625 | 0 | 0 | 0 | 0 | 0 |
| Totals | 4.00 | 17-13 | 30 | 30 | 3 | 0/0 | 8 | 263.1 | 301 | 155 | 117 | 81 | 161 | 46 | 1 | 34 | 1040 | .289 | 14 | 23 | 5 | 10 | 18 |
| Opponents | 5.90 | 13-17 | 30 | 30 | 2 | 0/0 | 4 | 260.2 | 318 | 196 | 171 | 97 | 205 | 49 | 6 | 37 | 1041 | .305 | 15 | 23 | 4 | 11 | 11 |

PB - Team (2), Munroe 2, Opp (4). Pickoffs - Team (4), Keating 2, T. Davis 1, Munroe 1, Opp (10). SBA/ATT - Munroe (11-16), Foster (10-12), Keating (5-8), Bullock (5-7), Tignor (6-6), Edmondson (5-6), Toledo (3-5), Franklin (4-4), Locke (2-3), Mullaney (2-2), T. Davis (0-1), Lawler (1-1).

FIELDING

| Player | C | PO | A | E | FLD% | DPS | SBA | CSB | SBA% | PB | CI |
|--------------------|-------------|------------|------------|-----------|-------------|-----------|-----------|-----------|-------------|----------|----------|
| 17 Matt den Dekker | 92 | 90 | 2 | 0 | 1.000 | 0 | 0 | 0 | --- | 0 | 0 |
| 50 Teddy Foster | 60 | 58 | 2 | 0 | 1.000 | 1 | 10 | 2 | .833 | 0 | 0 |
| 1 Avery Barnes | 59 | 52 | 7 | 0 | 1.000 | 0 | 0 | 0 | --- | 0 | 0 |
| 9 Jonathan Pigott | 38 | 37 | 1 | 0 | 1.000 | 1 | 0 | 0 | --- | 0 | 0 |
| 46 Riley Cooper | 25 | 25 | 0 | 0 | 1.000 | 0 | 0 | 0 | --- | 0 | 0 |
| 14 Stephen Locke | 10 | 1 | 9 | 0 | 1.000 | 1 | 2 | 1 | .667 | 0 | 0 |
| 27 Patrick Keating | 10 | 1 | 9 | 0 | 1.000 | 0 | 5 | 3 | .625 | 0 | 0 |
| 13 Tommy Toledo | 4 | 1 | 3 | 0 | 1.000 | 0 | 3 | 2 | .600 | 0 | 0 |
| 20 Tony Davis | 2 | 0 | 2 | 0 | 1.000 | 0 | 0 | 1 | .000 | 0 | 0 |
| 25 Josh Edmondson | 2 | 0 | 2 | 0 | 1.000 | 0 | 5 | 1 | .833 | 0 | 0 |
| 24 Dustin Bamberg | 1 | 1 | 0 | 0 | 1.000 | 0 | 0 | 0 | --- | 0 | 0 |
| 15 Travis Lawler | 1 | 1 | 0 | 0 | 1.000 | 1 | 1 | 0 | 1.000 | 0 | 0 |
| 3 Brandon McArthur | 190 | 181 | 6 | 3 | .984 | 20 | 0 | 0 | --- | 0 | 0 |
| 7 Clayton Pisani | 102 | 71 | 29 | 2 | .980 | 12 | 0 | 0 | --- | 0 | 0 |
| 22 Hampton Tignor | 28 | 26 | 1 | 1 | .964 | 0 | 6 | 0 | 1.000 | 0 | 0 |
| 2 Josh Adams | 139 | 65 | 67 | 7 | .950 | 21 | 0 | 0 | --- | 0 | 0 |
| 4 Buddy Monroe | 102 | 87 | 9 | 6 | .941 | 0 | 11 | 5 | .688 | 2 | 1 |
| 10 Cole Figueroa | 143 | 49 | 84 | 10 | .930 | 17 | 0 | 0 | --- | 0 | 0 |
| 8 Jon Townsend | 114 | 43 | 61 | 10 | .912 | 8 | 0 | 0 | --- | 0 | 0 |
| 44 Billy Bullock | 10 | 1 | 8 | 1 | .900 | 1 | 5 | 2 | .714 | 0 | 0 |
| 30 Kyle Mullaney | 3 | 0 | 2 | 1 | .667 | 0 | 2 | 0 | 1.000 | 0 | 0 |
| 49 Clint Franklin | 1 | 0 | 0 | 1 | .000 | 0 | 4 | 0 | 1.000 | 0 | 0 |
| 16 Chris Freshcorn | 0 | 0 | 0 | 0 | .000 | 0 | 0 | 0 | --- | 0 | 0 |
| 11 Bryson Barber | 0 | 0 | 0 | 0 | .000 | 0 | 0 | 0 | --- | 0 | 0 |
| 33 J.K. LaCoste | 0 | 0 | 0 | 0 | .000 | 0 | 0 | 0 | --- | 0 | 0 |
| Totals | 1136 | 790 | 304 | 42 | .963 | 31 | 27 | 10 | .730 | 2 | 1 |
| Opponents | 1167 | 782 | 350 | 35 | .970 | 28 | 54 | 11 | .831 | 4 | 1 |



Bryson Barber hit .366 in SEC play and enjoyed a phenomenal Senior Weekend in the sweep of Vanderbilt, going 4-for-7 (.571) with game-tying home runs in both the opener and the finale.

2008 FLORIDA BASEBALL SUPERLATIVES

TEAM GAME HIGHS

BATTING

At bats: 48 vs. Vanderbilt (5/17)
Runs scored: 16 vs. Eastern Michigan (2/27)
Hits: 18 vs. Eastern Michigan (2/27)
RBI: 15 vs. Eastern Michigan (2/27)
Doubles: 5 vs. Campbell (3/4)
Triples: 2, 2x, last vs. USF (5/13)
Home runs: 4 vs. Vanderbilt (5/17)
Total bases: 32 vs. Vanderbilt (5/17)
Walks: 12 vs. Eastern Michigan (2/27)
Strikeouts: 14 vs. Alabama (5/9)
Sac hits: 3 vs. South Carolina (5/2)
Sac flies: 3 vs. Campbell (3/4)
Stolen bases: 6, 3x, last vs. Alabama (5/10)
Hit by pitch: 4, 2x, last vs. South Carolina (5/2)
Caught stealing: 2, 4x, last vs. USF (5/13)
Runners Left on Base: 15 vs. Kentucky (4/19)
Hit into Double Plays: 3, 2x, last vs. Georgia (4/25)

PITCHING

Innings pitched: 11.0 vs. Vanderbilt (5/17)
Runs allowed: 17 vs. Florida State (5/31)
Earned runs: 17 vs. Florida State (5/31)
Walks allowed: 7, 5x, last vs. USF (5/13)
Strikeouts: 14 vs. Eastern Michigan (2/27)
Hits allowed: 25 vs. Florida State (5/31)
Doubles allowed: 5 vs. Vanderbilt (5/17)
Triples allowed: 1 vs. Alabama (5/11)
Homers allowed: 4, 2x, last vs. Tennessee (4/5)
Wild pitches: 5 vs. Siena (2/24)
Hit batters: 3, 3x, last vs. Florida State (5/31)

FIELDING

Putouts: 33 vs. Vanderbilt (5/17)
Assists: 18 vs. Georgia (4/26)
Errors: 6 vs. Arkansas (4/13)
Passed balls: 1, 6x, last vs. Alabama (5/11)
Double Plays Turned: 5 vs. Campbell (3/4)
Triple Plays Turned: 1 vs. Auburn (3/15) & Tennessee (4/6)

FLORIDA STARTING PITCHING

| Player | ERA | W-L | APP | GS | CG | SHO/CBO | SV | IP | H | R | ER | BB | SO | 2B | 3B | HR | B/Avg | WP | HBP | BK | SFA | SHA |
|--------------------|-------------|--------------|-----------|-----------|----------|------------|----------|--------------|------------|------------|------------|-----------|------------|-----------|----------|-----------|-------------|-----------|-----------|----------|-----------|-----------|
| 14 Stephen Locke | 2.69 | 5-1 | 12 | 12 | 2 | 0/0 | 0 | 70.1 | 75 | 25 | 21 | 10 | 38 | 11 | 0 | 5 | .278 | 6 | 8 | 0 | 2 | 4 |
| 13 Tommy Toledo | 3.61 | 4-3 | 11 | 11 | 0 | 0/0 | 0 | 52.1 | 51 | 28 | 21 | 25 | 25 | 10 | 0 | 8 | .260 | 3 | 5 | 0 | 0 | 4 |
| 27 Patrick Keating | 4.35 | 8-1 | 14 | 14 | 1 | 0/1 | 0 | 78.2 | 100 | 43 | 38 | 22 | 49 | 8 | 0 | 4 | .315 | 4 | 9 | 2 | 3 | 2 |
| 44 Billy Bullock | 5.12 | 2-3 | 11 | 11 | 0 | 0/0 | 0 | 65.0 | 72 | 45 | 37 | 23 | 43 | 13 | 0 | 9 | .285 | 4 | 6 | 2 | 4 | 7 |
| 30 Kyle Mullaney | 5.40 | 1-2 | 5 | 5 | 0 | 0/0 | 0 | 23.1 | 40 | 18 | 14 | 9 | 16 | 6 | 0 | 4 | .385 | 1 | 2 | 0 | 1 | 2 |
| 15 Travis Lawler | 6.57 | 1-0 | 3 | 3 | 0 | 0/1 | 0 | 12.1 | 18 | 10 | 9 | 4 | 4 | 2 | 0 | 1 | .333 | 0 | 3 | 0 | 1 | 0 |
| 17 Matt den Dekker | 10.12 | 0-0 | 1 | 1 | 0 | 0/0 | 0 | 2.2 | 5 | 3 | 3 | 2 | 1 | 0 | 0 | 0 | .556 | 0 | 1 | 0 | 1 | 0 |
| 24 Dustin Bamberg | 27.00 | 0-0 | 1 | 1 | 0 | 0/0 | 0 | 1.1 | 5 | 4 | 4 | 1 | 2 | 0 | 0 | 1 | .556 | 0 | 0 | 0 | 0 | 0 |
| Totals | 4.32 | 21-10 | 58 | 58 | 3 | 2/2 | 0 | 306.0 | 366 | 176 | 147 | 96 | 178 | 50 | 0 | 32 | .302 | 18 | 34 | 4 | 12 | 19 |
| Opponents | 7.06 | 12-27 | 58 | 58 | 3 | 0/0 | 0 | 275.1 | 362 | 248 | 216 | 116 | 217 | 66 | 8 | 34 | .315 | 24 | 21 | 7 | 10 | 13 |

FLORIDA RELIEF PITCHING

| Player | ERA | W-L | APP | GS | CG | SHO/CBO | SV | IP | H | R | ER | BB | SO | 2B | 3B | HR | B/Avg | WP | HBP | BK | SFA | SHA |
|--------------------|-------------|--------------|-----------|----------|----------|------------|-----------|--------------|------------|------------|------------|-----------|------------|-----------|----------|-----------|-------------|-----------|-----------|----------|----------|-----------|
| 27 Patrick Keating | 1.59 | 0-0 | 3 | 0 | 0 | 0/0 | 1 | 5.2 | 4 | 5 | 1 | 3 | 3 | 2 | 0 | 1 | .190 | 0 | 1 | 0 | 1 | 1 |
| 25 Josh Edmondson | 2.87 | 4-3 | 26 | 0 | 0 | 0/1 | 2 | 47.0 | 44 | 23 | 15 | 18 | 33 | 8 | 0 | 4 | .254 | 4 | 2 | 0 | 1 | 5 |
| 15 Travis Lawler | 3.09 | 1-0 | 8 | 0 | 0 | 0/0 | 0 | 11.2 | 12 | 5 | 4 | 3 | 10 | 3 | 0 | 2 | .267 | 0 | 0 | 0 | 0 | 0 |
| 49 Clint Franklin | 3.23 | 3-3 | 27 | 0 | 0 | 0/1 | 2 | 39.0 | 42 | 23 | 14 | 14 | 21 | 9 | 0 | 4 | .273 | 5 | 5 | 1 | 2 | 3 |
| 12 Cody Barnes | 3.86 | 0-0 | 4 | 0 | 0 | 0/1 | 0 | 4.2 | 6 | 6 | 2 | 5 | 3 | 1 | 0 | 0 | .286 | 5 | 2 | 0 | 0 | 0 |
| 44 Billy Bullock | 4.58 | 2-2 | 7 | 0 | 0 | 0/0 | 0 | 17.2 | 15 | 9 | 9 | 6 | 20 | 1 | 0 | 3 | .246 | 3 | 2 | 0 | 1 | 0 |
| 30 Kyle Mullaney | 4.91 | 2-2 | 18 | 0 | 0 | 0/1 | 3 | 22.0 | 31 | 16 | 12 | 8 | 13 | 5 | 0 | 2 | .320 | 2 | 1 | 2 | 1 | 2 |
| 20 Tony Davis | 5.12 | 0-2 | 34 | 0 | 0 | 0/1 | 0 | 19.1 | 24 | 15 | 11 | 12 | 13 | 1 | 0 | 1 | .324 | 1 | 4 | 1 | 2 | 4 |
| 14 Stephen Locke | 6.00 | 0-1 | 9 | 0 | 0 | 0/1 | 2 | 12.0 | 17 | 11 | 8 | 3 | 8 | 1 | 0 | 1 | .321 | 1 | 1 | 0 | 0 | 0 |
| 33 J.K. LaCoste | 6.00 | 1-0 | 10 | 0 | 0 | 0/1 | 0 | 9.0 | 12 | 11 | 6 | 8 | 5 | 0 | 0 | 0 | .308 | 3 | 2 | 1 | 0 | 1 |
| 39 Michael Branham | 9.00 | 0-0 | 2 | 0 | 0 | 0/0 | 0 | 2.0 | 4 | 2 | 2 | 1 | 0 | 0 | 0 | 1 | .444 | 0 | 0 | 0 | 0 | 0 |
| 13 Tommy Toledo | 10.29 | 0-1 | 4 | 0 | 0 | 0/0 | 0 | 7.0 | 9 | 8 | 8 | 7 | 5 | 2 | 1 | 2 | .300 | 0 | 1 | 0 | 0 | 1 |
| 24 Dustin Bamberg | 13.50 | 0-0 | 5 | 0 | 0 | 0/0 | 0 | 4.0 | 9 | 6 | 6 | 2 | 7 | 1 | 0 | 1 | .429 | 0 | 0 | 1 | 1 | 0 |
| 34 Adam Allen | 20.25 | 0-0 | 2 | 0 | 0 | 0/0 | 0 | 1.1 | 2 | 3 | 3 | 3 | 0 | 0 | 0 | 0 | .333 | 1 | 1 | 1 | 0 | 0 |
| Totals | 4.49 | 13-14 | 58 | 0 | 0 | 2/2 | 10 | 202.1 | 231 | 143 | 101 | 93 | 141 | 34 | 1 | 22 | .287 | 25 | 22 | 7 | 9 | 17 |
| Opponents | 5.56 | 12-7 | 58 | 0 | 0 | 0/0 | 10 | 220.1 | 244 | 164 | 136 | 114 | 185 | 34 | 8 | 26 | .288 | 21 | 26 | 3 | 15 | 12 |

INDIVIDUAL GAME HIGHS

BATTING

At bats: 6, 3x, last by Josh Adams & Jon Townsend vs. Vanderbilt (5/17)
Runs scored: 4, 2x, last by Avery Barnes vs. Campbell (3/4)
Hits: 5, Avery Barnes vs. Kentucky (4/19)
RBI: 6, Matt den Dekker vs. Eastern Michigan (2/27)
Doubles: 2, 7x, last by Bryson Barber vs. Tulane (5/30)
Triples: 1, 16x, last by Brandon McArthur vs. Vanderbilt (5/15)
Home runs: 2, 2x, last by Cole Figueroa vs. LSU (3/30)
Total bases: 9, Cole Figueroa vs. LSU (3/30)
Walks: 3, 3x, last by Josh Adams vs. Kentucky (4/19)
Strikeouts: 4, Jonathan Pigott vs. North Florida (4/2)
Sac hits: 2, Hampton Tignor vs. Miami (Fla.) (3/1)
Sac flies: 2, 2x, last by Cole Figueroa vs. Campbell (3/4)
Stolen bases: 3, Matt den Dekker vs. Georgia (4/26)
Hit by pitch: 3, Riley Cooper vs. South Carolina (5/2)
Caught stealing: 1, 22x, last by Riley Cooper vs. Vanderbilt (5/17)
Runners Left on Base: 6, Cole Figueroa vs. North Florida (4/9)

PITCHING

Innings pitched: 9.0, 3x, last by Stephen Locke vs. Alabama (5/10)
Runs allowed: 8, Patrick Keating vs. Florida State (5/31)
Earned runs: 8, Patrick Keating vs. Florida State (5/31)
Walks allowed: 5, Billy Bullock vs. Kentucky (4/18)
Strikeouts: 8, Stephen Locke vs. Kentucky (4/20)
Hits allowed: 12, Billy Bullock vs. Georgia (4/25)
Doubles allowed: 4, Billy Bullock vs. Georgia (4/25)
Triples allowed: 1, Tommy Toledo vs. Alabama (5/11)
Homers allowed: 3, Tommy Toledo vs. LSU (3/30)
Wild pitches: 4, Cody Barnes vs. Siena (2/24)
Hit batters: 3, Travis Lawler vs. Eastern Michigan (2/27)

FIELDING

Putouts: 14, 2x, last by Brandon McArthur vs. Vanderbilt (5/21)
Assists: 9, Josh Adams vs. Georgia (4/26)
Errors: 3, 2x, last by Josh Adams vs. Arkansas (4/13)
Passed balls: 1, 6x, last by Buddy Munroe vs. Alabama (5/11)

2008 FLORIDA BASEBALL MISCELLANEOUS STATISTICS



FIELDING BY POSITION

CATCHERS

| Player | C | PO | A | E | FLD% | DPs | SBA | CSB | SBA% | PB | CI |
|-------------------|-----|-----|----|---|-------|-----|-----|-----|------|----|----|
| 50 Teddy Foster | 98 | 94 | 4 | 0 | 1.000 | 2 | 14 | 2 | .875 | 1 | 0 |
| 22 Hampton Tignor | 107 | 96 | 7 | 4 | .963 | 0 | 14 | 2 | .875 | 2 | 2 |
| 4 Buddy Munroe | 162 | 141 | 14 | 7 | .957 | 0 | 20 | 9 | .690 | 3 | 1 |

FIRST BASE

| Player | C | PO | A | E | FLD% | DPs |
|--------------------|-----|-----|----|---|-------|-----|
| 2 Josh Adams | 19 | 17 | 2 | 0 | 1.000 | 2 |
| 50 Teddy Foster | 2 | 2 | 0 | 0 | 1.000 | 0 |
| 24 Dustin Bamberg | 1 | 1 | 0 | 0 | 1.000 | 0 |
| 3 Brandon McArthur | 387 | 363 | 16 | 8 | .979 | 48 |
| 7 Clayton Pisani | 90 | 82 | 6 | 2 | .978 | 11 |
| 8 Jon Townsend | 42 | 37 | 4 | 1 | .976 | 3 |

SECOND BASE

| Player | C | PO | A | E | FLD% | DPs |
|--------------------|-----|----|----|---|-------|-----|
| 16 Chris Freshcorn | 8 | 5 | 3 | 0 | 1.000 | 0 |
| 2 Josh Adams | 155 | 74 | 76 | 5 | .968 | 22 |
| 7 Clayton Pisani | 122 | 44 | 71 | 6 | .950 | 20 |
| 8 Jon Townsend | 31 | 10 | 19 | 2 | .935 | 5 |

THIRD BASE

| Player | C | PO | A | E | FLD% | DPs |
|----------------|-----|----|----|----|------|-----|
| 2 Josh Adams | 47 | 15 | 28 | 4 | .915 | 9 |
| 8 Jon Townsend | 144 | 34 | 96 | 14 | .903 | 17 |

SHORTSTOP

| Player | C | PO | A | E | FLD% | DPs |
|------------------|-----|-----|-----|----|------|-----|
| 10 Cole Figueroa | 296 | 106 | 173 | 17 | .943 | 40 |

OUTFIELD

| Player | C | PO | A | E | FLD% | DPs |
|--------------------|-----|-----|---|---|-------|-----|
| 9 Jonathan Pigott | 80 | 78 | 2 | 0 | 1.000 | 2 |
| 46 Riley Cooper | 34 | 33 | 1 | 0 | 1.000 | 1 |
| 2 Josh Adams | 21 | 21 | 0 | 0 | 1.000 | 0 |
| 7 Clayton Pisani | 5 | 5 | 0 | 0 | 1.000 | 0 |
| 6 Evan Chambers | 2 | 2 | 0 | 0 | 1.000 | 0 |
| 17 Matt den Dekker | 159 | 155 | 3 | 1 | .994 | 1 |
| 1 Avery Barnes | 104 | 91 | 9 | 4 | .962 | 0 |

PITCHERS

| Player | C | PO | A | E | FLD% | DPs |
|--------------------|----|----|----|---|-------|-----|
| 27 Patrick Keating | 17 | 2 | 15 | 0 | 1.000 | 1 |
| 13 Tommy Toledo | 13 | 4 | 9 | 0 | 1.000 | 1 |
| 25 Josh Edmondson | 11 | 2 | 9 | 0 | 1.000 | 1 |
| 34 Adam Allen | 2 | 2 | 0 | 0 | 1.000 | 0 |
| 17 Matt den Dekker | 2 | 0 | 2 | 0 | 1.000 | 0 |
| 39 Michael Branham | 1 | 0 | 1 | 0 | 1.000 | 0 |
| 12 Cody Barnes | 1 | 0 | 1 | 0 | 1.000 | 0 |
| 24 Dustin Bamberg | 1 | 0 | 1 | 0 | 1.000 | 0 |
| 33 J.K. LaCoste | 1 | 1 | 0 | 0 | 1.000 | 0 |
| 14 Stephen Locke | 19 | 2 | 16 | 1 | .947 | 1 |
| 30 Kyle Mullaney | 14 | 2 | 10 | 2 | .857 | 2 |
| 44 Billy Bullock | 14 | 1 | 11 | 2 | .857 | 1 |
| 20 Tony Davis | 5 | 0 | 4 | 1 | .800 | 0 |
| 15 Travis Lawler | 4 | 2 | 1 | 1 | .750 | 1 |
| 49 Clint Franklin | 2 | 1 | 0 | 1 | .500 | 0 |

MULTIPLE-HIT GAMES

| Player | 2 | 3 | 4 | 5+ | Total |
|--------------------|------------|-----------|----------|----------|------------|
| 10 Cole Figueroa | 17 | 7 | - | - | 24 |
| 1 Avery Barnes | 10 | 11 | 1 | 1 | 23 |
| 2 Josh Adams | 15 | 5 | 1 | - | 21 |
| 17 Matt den Dekker | 11 | 9 | - | - | 20 |
| 3 Brandon McArthur | 12 | 6 | - | - | 18 |
| 8 Jon Townsend | 8 | 4 | - | - | 12 |
| 7 Clayton Pisani | 10 | 2 | - | - | 12 |
| 11 Bryson Barber | 10 | 1 | - | - | 11 |
| 9 Jonathan Pigott | 6 | 1 | - | - | 7 |
| 24 Dustin Bamberg | 5 | 1 | - | - | 6 |
| 22 Hampton Tignor | 4 | 1 | - | - | 5 |
| 4 Buddy Munroe | 4 | - | - | - | 4 |
| 46 Riley Cooper | 2 | - | - | - | 2 |
| 16 Chris Freshcorn | 1 | - | - | - | 1 |
| Totals: | 115 | 48 | 2 | 1 | 166 |

MULTIPLE-RBI GAMES

| Player | 2 | 3 | 4 | 5+ | Total |
|--------------------|-----------|-----------|----------|----------|-----------|
| 10 Cole Figueroa | 10 | 3 | 2 | - | 15 |
| 17 Matt den Dekker | 7 | 4 | 1 | 1 | 13 |
| 3 Brandon McArthur | 9 | 4 | - | - | 13 |
| 2 Josh Adams | 4 | 5 | 1 | 2 | 12 |
| 8 Jon Townsend | 8 | 4 | - | - | 12 |
| 7 Clayton Pisani | 4 | 1 | 2 | - | 7 |
| 1 Avery Barnes | 4 | 1 | - | - | 5 |
| 11 Bryson Barber | 2 | 3 | - | - | 5 |
| 9 Jonathan Pigott | 3 | 1 | - | - | 4 |
| 4 Buddy Munroe | 1 | 2 | - | - | 3 |
| 46 Riley Cooper | 2 | - | - | - | 2 |
| 22 Hampton Tignor | - | 1 | - | - | 1 |
| 16 Chris Freshcorn | - | 1 | - | - | 1 |
| 24 Dustin Bamberg | - | 1 | - | - | 1 |
| Totals: | 54 | 31 | 6 | 3 | 94 |

HITTING STREAKS

| Player | Longest | Current |
|--------------------|---------|---------|
| 1 Avery Barnes | 14 | - |
| 17 Matt den Dekker | 13 | 1 |
| 3 Brandon McArthur | 12 | 5 |
| 9 Jonathan Pigott | 11 | - |
| 10 Cole Figueroa | 10 | 10 |
| 8 Jon Townsend | 6 | 5 |
| 11 Bryson Barber | 6 | - |
| 2 Josh Adams | 6 | - |
| 50 Teddy Foster | 5 | 1 |
| 24 Dustin Bamberg | 4 | - |
| 46 Riley Cooper | 4 | 3 |
| 4 Buddy Munroe | 4 | - |
| 22 Hampton Tignor | 4 | 4 |
| 7 Clayton Pisani | 3 | 1 |
| 6 Evan Chambers | 1 | 1 |
| 16 Chris Freshcorn | 1 | - |

STARTERS BY POSITION

Pitcher: Keating (14), Locke (12), Bullock (11), Toledo (11), Mullaney (5), Lawler (3), Bamberg (1), den Dekker (1)

Catcher: Munroe (32), Foster (13), Tignor (13)

First Base: McArthur (45), Pisani (9), Townsend (4)

Second Base: Adams (30), Pisani (23), Townsend (5)

Third Base: Townsend (40), Adams (18)

Shortstop: Figueroa (58)

Left Field: Barnes (53), Adams (4), Chambers (1)

Center Field: den Dekker (54), Adams (4)

Right Field: Pigott (39), Cooper (15), Pisani (2), Adams (1), Bamberg (1)

Designated Hitter: Bamberg (21), Barber (21), McArthur (3), Pisani (3), Townsend (3), Barnes (2), Chambers (1), Cooper (1), den Dekker (1), Foster (1), Munroe (1)

STARTERS BY LINEUP SPOT

1. Barnes (54), den Dekker (4)
2. den Dekker (22), Adams (11), Pisani (9), Townsend (6), McArthur (5), Pigott (4), Figueroa (1)
3. Figueroa (57), Adams (1)
4. Adams (32), McArthur (24), Bamberg (1), den Dekker (1)
5. den Dekker (15), Bamberg (14), Townsend (9), Adams (7), Barber (6), McArthur (6), Pigott (1)
6. Townsend (24), Pigott (12), Barber (9), den Dekker (6), Adams (3), Bamberg (2), McArthur (2)
7. Pisani (16), McArthur (10), Townsend (7), Barber (6), Bamberg (5), Pigott (4), Adams (3), Cooper (3), Chambers (1), den Dekker (1), Foster (1), Munroe (1)
8. Cooper (13), Pigott (12), Pisani (12), den Dekker (6), Townsend (6), Foster (3), Munroe (3), Chambers (1), McArthur (1), Tignor (1)
9. Munroe (29), Tignor (12), Foster (10), Pigott (6), Barnes (1)



Jon Townsend started at three different infield positions last season and turned in a .357 (5-for-14) postseason average with a team-high five RBI.

2008 FLORIDA BASEBALL HOME RUN SUMMARY

FLORIDA'S HOME RUNS (60)

Solo (25): Figueroa (7), Bamberg (3), Adams (2), Barber (2), den Dekker (2), Foster (2), Tignor (2), Barnes (1), Cooper (1), Munroe (1), Pisani (1), Townsend (1)
2-Run (23): Adams (3), Barber (3), den Dekker (3), Townsend (3), McArthur (2), Pigott (2), Pisani (2), Barnes (1), Cooper (1), Freshcorn (1), Munroe (1), Tignor (1)
3-Run (9): Adams (2), den Dekker (2), Pisani (2), Barber (1), Figueroa (1), Munroe (1)
Grand Slam (3): Adams (1), den Dekker (1), Figueroa (1)
2-HR Game (2): Adams (1), Figueroa (1)

| No. | Player (#) | Gm # | Date | Opponent | Pitcher | On Base | Inn. | Outs | Location | Score | Final |
|-----|----------------|------|------|----------------|-----------------|---------|------|------|--------------|-------|----------|
| 1. | Townsend (1) | 1 | 2/22 | Siena | Chaput (R) | 1 | 2 | 0 | Left | 0-5 | W, 10-7 |
| 2. | Adams (1) | 3 | 2/24 | Siena | Marcellus (L) | 3 | 3 | 2 | Left Center | 2-0 | W, 13-6 |
| 3. | Adams (2) | 3 | 2/24 | Siena | Hartman (R) | 0 | 5 | 2 | Left | 7-2 | W, 13-6 |
| 4. | den Dekker (1) | 4 | 2/27 | E. Michigan-1 | Wendzicki (L) | 3 | 2 | 2 | Right | 5-1 | W, 15-2 |
| 5. | Foster (1) | 4 | 2/27 | E. Michigan-1 | Ballarin (L) | 0* | 6 | 0 | Left | 14-2 | W, 15-2 |
| 6. | Barber (1) | 5 | 2/27 | E. Michigan-2 | Goldschmidt (R) | 0* | 4 | 0 | Right Center | 11-5 | W, 16-8 |
| 7. | Barnes (1) | 5 | 2/27 | E. Michigan-2 | Shoemaker (R) | 1 | 8 | 2 | Right | 14-8 | W, 16-8 |
| 8. | Pigott (1) | 6 | 2/29 | Miami (Fla.) | Erickson (L) | 1 | 7 | 2 | Left | 2-7 | L, 4-8 |
| 9. | Figueroa (1) | 8 | 3/2 | Miami (Fla.) | Fisher (L) | 3 | 8 | 1 | Left | 2-2 | W, 6-2 |
| 10. | Pisani (1) | 9 | 3/4 | Campbell | Ford (L) | 0 | 3 | 2 | Left | 5-3 | W, 15-3 |
| 11. | den Dekker (2) | 10 | 3/5 | Campbell | Edwards (R) | 2 | 3 | 2 | Right | 4-0 | W, 15-0 |
| 12. | Freshcorn (1) | 10 | 3/5 | Campbell | Smith (R) | 1 | 7 | 2 | Left | 7-0 | W, 15-0 |
| 13. | Tignor (1) | 10 | 3/5 | Campbell | Smith (R) | 1 | 8 | 2 | Left | 12-0 | W, 15-0 |
| 14. | Adams (3) | 12 | 3/8 | Brown-2 | Boylan (L) | 0* | 7 | 0 | Right | 4-7 | W, 8-7 |
| 15. | Figueroa (2) | 14 | 3/11 | FGCU | Woodworth (R) | 0 | 4 | 1 | Left | 0-0 | W, 2-1 |
| 16. | Townsend (2) | 15 | 3/14 | Auburn | Dayton (L) | 1 | 4 | 2 | Left | 2-0 | W, 7-1 |
| 17. | Adams (4) | 16 | 3/15 | Auburn | Shuman (R) | 2 | 1 | 1 | Center | 0-0 | W, 12-8 |
| 18. | Pisani (2) | 16 | 3/15 | Auburn | Shuman (R) | 2 | 1 | 2 | Left | 3-0 | W, 12-8 |
| 19. | Townsend (3) | 16 | 3/15 | Auburn | Hendrix (R) | 0* | 7 | 0 | Left | 9-2 | W, 12-8 |
| 20. | Bamberg (1) | 18 | 3/18 | Florida State | O'Dell (R) | 0 | 2 | 2 | Left | 0-0 | W, 6-1 |
| 21. | Adams (5) | 21 | 3/23 | Ole Miss | Baker (L) | 2 | 5 | 1 | Right | 4-1 | W, 10-2 |
| 22. | Munroe (1) | 21 | 3/23 | Ole Miss | Pomeranz (L) | 0 | 6 | 2 | Right | 7-1 | W, 10-2 |
| 23. | Bamberg (2) | 22 | 3/25 | Jacksonville | Tomshaw (L) | 0 | 6 | 1 | Left | 9-5 | W, 11-6 |
| 24. | Figueroa (3) | 24 | 3/28 | LSU | Martin (L) | 0 | 1 | 2 | Left | 0-0 | W, 8-5 |
| 25. | den Dekker (3) | 24 | 3/28 | LSU | Martin (L) | 0 | 5 | 1 | Right | 1-3 | W, 8-5 |
| 26. | Munroe (2) | 24 | 3/28 | LSU | Bradford (R) | 2 | 7 | 0 | Left | 4-4 | W, 8-5 |
| 27. | den Dekker (4) | 25 | 3/29 | LSU | Brown (R) | 1 | 7 | 1 | Right | 5-1 | W, 7-1 |
| 28. | Figueroa (5) | 26 | 3/30 | LSU | Bradford (R) | 0* | 4 | 0 | Right | 0-3 | L, 3-6 |
| 29. | Figueroa (6) | 26 | 3/30 | LSU | Bradford (R) | 0* | 6 | 0 | Right | 1-4 | L, 3-6 |
| 30. | Bamberg (3) | 26 | 3/30 | LSU | Bradford (R) | 0 | 6 | 1 | Right | 2-4 | L, 3-6 |
| 31. | den Dekker (5) | 28 | 4/2 | North Florida | Franzese (R) | 2 | 2 | 2 | Right | 1-4 | L, 10-11 |
| 32. | Adams (6) | 30 | 4/5 | Tennessee-2 | Morgado (L) | 1 | 3 | 1 | Left Center | 2-0 | L, 6-12 |
| 33. | Barnes (2) | 31 | 4/6 | Tennessee | Harris (R) | 0 | 4 | 2 | Right | 4-2 | W, 7-2 |
| 34. | Pisani (3) | 35 | 4/12 | Arkansas | Cox (R) | 1 | 8 | 2 | Left | 4-1 | W, 6-1 |
| 35. | Figueroa (6) | 37 | 4/15 | Florida State | Strauss (R) | 0 | 1 | 2 | Right | 0-0 | L, 2-4 |
| 36. | den Dekker (6) | 38 | 4/18 | Kentucky | Albers (R) | 1 | 7 | 1 | Right Center | 5-6 | L, 7-11 |
| 37. | Tignor (2) | 39 | 4/19 | Kentucky | Paxton (L) | 0* | 2 | 0 | Left | 2-1 | W, 13-7 |
| 38. | den Dekker (7) | 40 | 4/20 | Kentucky | Dombrowski (R) | 1 | 6 | 0 | Right | 0-2 | L, 2-3 |
| 39. | Barber (2) | 41 | 4/25 | Georgia | Holder (R) | 1 | 7 | 2 | Right | 2-7 | L, 4-7 |
| 40. | Adams (7) | 43 | 4/27 | Georgia | McRee (L) | 1 | 8 | 0 | Left Center | 5-2 | W, 7-2 |
| 41. | Cooper (1) | 45 | 5/3 | South Carolina | Atwood (L) | 1 | 2 | 2 | Center | 0-0 | L, 5-6 |
| 42. | Barber (3) | 46 | 5/4 | South Carolina | Cooper (R) | 1^ | 4 | 1 | Right | 0-3 | L, 6-9 |
| 43. | Cooper (2) | 46 | 5/4 | South Carolina | Cooper (R) | 0^ | 4 | 1 | Left | 2-3 | L, 6-9 |
| 44. | Munroe (3) | 48 | 5/9 | Alabama | Quigley (L) | 1 | 5 | 2 | Left | 1-0 | L, 6-7 |
| 45. | Foster (2) | 49 | 5/10 | Alabama | Hyatt (R) | 0 | 4 | 1 | Left | 2-1 | W, 6-2 |
| 46. | McArthur (1) | 50 | 5/11 | Alabama | Stroup (L) | 1 | 5 | 1 | Left | 3-2 | L, 7-8 |
| 47. | Barber (4) | 50 | 5/11 | Alabama | Copeland (R) | 0 | 5 | 2 | Right | 5-2 | L, 7-8 |
| 48. | Figueroa (7) | 50 | 5/11 | Alabama | Graham (R) | 0* | 7 | 0 | Right | 6-2 | L, 7-8 |
| 49. | Pisani (4) | 51 | 5/13 | USF | Kaufman (L) | 1 | 2 | 1 | Left | 0-0 | W, 12-2 |
| 50. | Pigott (2) | 51 | 5/13 | USF | Carin (L) | 1 | 7 | 2 | Left | 9-1 | W, 12-2 |
| 51. | Figueroa (8) | 52 | 5/15 | Vanderbilt | Minor (L) | 0 | 5 | 2 | Left | 3-3 | W, 8-6 |
| 52. | Barber (5) | 52 | 5/15 | Vanderbilt | Brewer (R) | 1 | 8 | 2 | Right | 4-6 | W, 8-6 |
| 53. | McArthur (2) | 52 | 5/15 | Vanderbilt | Brewer (R) | 1 | 8 | 2 | Left Center | 6-6 | W, 8-6 |
| 54. | Figueroa (9) | 53 | 5/16 | Vanderbilt | Cotham (R) | 2 | 5 | 0 | Left | 2-3 | W, 5-4 |
| 55. | den Dekker (8) | 54 | 5/17 | Vanderbilt | Christiani (R) | 0 | 3 | 2 | Left | 0-5 | W, 13-12 |
| 56. | Adams (8) | 54 | 5/17 | Vanderbilt | Christiani (R) | 1 | 4 | 0 | Left | 1-7 | W, 13-12 |
| 57. | Barber (6) | 54 | 5/17 | Vanderbilt | Christiani (R) | 2 | 5 | 2 | Right | 4-7 | W, 13-12 |
| 58. | Tignor (3) | 54 | 5/17 | Vanderbilt | Brewer (R) | 0 | 6 | 1 | Left | 7-7 | W, 13-12 |
| 59. | Townsend (4) | 57 | 5/30 | Tulane | Hunt (R) | 1 | 6 | 1 | Left | 2-1 | L, 4-7 |
| 60. | Pisani (5) | 58 | 5/31 | Florida State | Villanueva (R) | 2 | 5 | 1 | Left | 6-9 | L, 11-17 |

*leadoff home run, ^back-to-back home runs

Matt den Dekker started the 2008 season off with a bang by driving in six runs against Eastern Michigan. He launched his first career grand slam deep to right field in the second inning and laced a two-run single in the fifth frame.



Hampton Tignor's solo blast versus Vanderbilt in the sixth inning of the regular-season finale was one of the Gators' season-high four round-trippers on the afternoon.